

2022 MUNICIPAL BUDGET

Municipal Budget of the Township of Fairfield Township, County of Cumberland for the Fiscal Year 2022

It is hereby certified that the Budget and Capital Budget annexed hereto and hereby made a part hereof is a true copy of the Budget and Capital Budget approved by resolution of the Governing Body on the

16th day of March, 2022

and that public advertisement will be made in accordance with the provisions of N.J.S.A. 40A:4-6 and N.J.A.C. 5:30-4.4(d).

Certified by me, this 23rd day of March, 2022

DocuSigned by:
Linda Gonzales
7369F01E489A48A
Clerk
P.O. Box 240 70 Fairton-Gouldtown Road
Address
Fairton, New Jersey 08320
Address
856-451-9284
Phone Number

It is hereby certified that the approved Budget annexed hereto and hereby made a part is an exact copy of the original on file with the Clerk of the Governing Body, that all additions are correct, all statements contained herein are in proof, and the total of anticipated revenues equals the total of appropriations.

Certified by me, this 16th day of March, 2022

DocuSigned by:
Nancy Stralla
17011A2C898E133
Registered Municipal Accountant
Ocean City, NJ 08226
Address
1535 Haven Avenue
Address
609-399-6333
Phone Number

It is hereby certified that the approved Budget annexed hereto and hereby made a part is an exact copy of the original on file with the Clerk of the Governing Body, that all additions are correct, all statements contained herein are in proof, the total of anticipated revenues equals the total of appropriations and the budget is in full compliance with the Local Budget Law, N.J.S.A. 40A:4-1 et seq.

Certified by me, this 16th day of March, 2022

DocuSigned by:
Neil Young
12B25C31F87410
Chief Financial Officer

DO NOT USE THESE SPACES

CERTIFICATION OF ADOPTED BUDGET

(Do not advertise this Certification form)

It is hereby certified that the amounts to be raised by taxation for local purposes has been compared with the approved Budget previously certified by me and any changes required as a condition to such approval have been made. The adopted budget is certified with respect to the foregoing only.

STATE OF NEW JERSEY
Department of Community Affairs
Director of the Division of Local Government Services

Dated: _____,


By: _____

**Annual List of Change Orders Approved
Pursuant to N.J.A.C. 5:30-11**

Contracting Unit: Fairfield Township

Year Ending: December 31, 2021

The following is a complete list of all change orders which caused the originally awarded contract price to be exceeded by more than 20 percent. For regulatory details please consult N.J.A.C. 5:30-11.1 et seq. Please identify each change order by name of the project.



For each change order listed above, submit with introduced budget a copy of the governing body resolution authorizing the change order and an Affidavit of Publication for the newspaper notice required by N.J.A.C. 5:30-11.9(d). (Affidavit must include a copy of the newspaper notice.)

If you have not had a change order exceeding the 20 percent threshold for the year indicated above, please check here and certify below.

03/23/2022
Date

DocuSigned by:
Linda Gonzales
Clerk of the Governing Body

Information Required for Municipal Budget Document:	Municipal Budget Version 2022.2 Responses and Data	
Name and County of Municipality	Fairfield Township, Cumberland County	
Full Name of Municipality	TOWNSHIP OF FAIRFIELD	
County of Municipality	CUMBERLAND	
Name of Municipality	FAIRFIELD	
Type	TOWNSHIP	
Governing Body Type	COMMITTEEPERSONS	
Location	Township of Fairfield	
Address	70 Fairton Gouldtown Road	
Address	Fairton, NJ 08320	
Phone	856-451-9284	
Fax	856-455-3056	
		Cert #
Clerk	Linda Gonzales	C-1684
Tax Collector	Carla Smith	8239
Chief Financial Officer	Neil Young	N-01917
Registered Municipal Accountant	Nancy Sbrolla, CPA	542
Municipal Attorney	Albert Marmero	
Newspaper	South Jersey Times	
	Day	Month
Date of Introduction	16	March
Date of Advertisement	9	April
Date of Public Hearing	20	April
Time of Public Hearing		
Net Valuation Taxable Current	317,539,918	
Net Valuation Taxable Prior	312,581,721	
	4,958,197	
Budget Year	2022	Budget Year Type: Calendar Year
Municipal Code	0605	

How many utilities does municipality have?	1	
Utility #	Utility Type	Capital Impr
Utility 1		
Utility 2		
Utility 3		
Utility 4		
Utility 5		
Utility 6		
Utility Assessment (Tab 37)		
Utility Assessment (Tab 38)		

Select "0" if you do not have any utilities.

of Years
Beginning Year
Ending Year



Date of Original Appt.

10/18/2012

Calendar or State Fiscal

ovement Program

6

2022

2027

2022 Municipal Budget

of the TOWNSHIP of FAIRFIELD County of
 CUMBERLAND for the fiscal year 2022.

Revenue and Appropriations Summaries

Summary of Revenues	Anticipated	
	2022	2021
1. Surplus	403,780.00	505,000.00
2. Total Miscellaneous Revenues	820,209.00	1,034,918.16
3. Receipts from Delinquent Taxes	550,000.00	490,000.00
4. a) Local Tax for Municipal Purposes	1,392,907.61	1,370,935.31
b) Addition to Local School District Tax		
c) Minimum Library Tax		
Tot Amt to be Rsd by Taxes for Sup of Muni Bnd	1,392,907.61	1,370,935.31
Total General Revenues	3,166,896.61	3,400,853.47

Summary of Appropriations	2022 Budget	Final 2021 Budget
1. Operating Expenses: Salaries & Wages	565,850.00	593,350.00
Other Expenses	1,352,900.00	1,306,000.00
2. Deferred Charges & Other Appropriations	147,254.00	142,542.00
3. Capital Improvements	44,000.00	34,000.00
4. Debt Service (Include for School Purposes)	385,500.00	387,500.00
5. Reserve for Uncollected Taxes	671,392.61	718,602.31
Total General Appropriations	3,166,896.61	3,181,994.31
Total Number of Employees		

2022 Dedicated		Utility Budget	
Summary of Revenues	Anticipated		
	2022	2021	
1. Surplus			
2. Miscellaneous Revenues			
3. Deficit (General Budget)			
Total Revenues			
Summary of Appropriations			
		2022 Budget	Final 2021 Budget
1. Operating Expenses: Salaries & Wages			
Other Expenses			
2. Capital Improvements			
3. Debt Service			
4. Deferred Charges & Other Appropriations			
5. Surplus (General Budget)			
Total Appropriations			
Total Number of Employees			

2022 Dedicated		Utility Budget	
Summary of Revenues	Anticipated		
	2022	2021	
1. Surplus			
2. Miscellaneous Revenues			
3. Deficit (General Budget)			
Total Revenues			
Summary of Appropriations			
		2022 Budget	Final 2021 Budget
1. Operating Expenses: Salaries & Wages			
Other Expenses			
2. Capital Improvements			
3. Debt Service			
4. Deferred Charges & Other Appropriations			
5. Surplus (General Budget)			
Total Appropriations			
Total Number of Employees			

2022 Dedicated		Utility Budget		
Summary of Revenues		Anticipated		
		2022		2021
1. Surplus				
2. Miscellaneous Revenues				
3. Deficit (General Budget)				
Total Revenues				
Summary of Appropriations		2022 Budget	Final 2021 Budget	
1. Operating Expenses:	Salaries & Wages			
	Other Expenses			
2. Capital Improvements				
3. Debt Service				
4. Deferred Charges & Other Appropriations				
5. Surplus (General Budget)				
Total Appropriations				
Total Number of Employees				

2022 Dedicated		Utility Budget		
Summary of Revenues		Anticipated		
		Anticipated		
1. Surplus				
2. Miscellaneous Revenues				
3. Deficit (General Budget)				
Total Revenues				
Summary of Appropriations		2022 Budget	Final 2021 Budget	
1. Operating Expenses:	Salaries & Wages			
	Other Expenses			
2. Capital Improvements				
3. Debt Service				
4. Deferred Charges & Other Appropriations				
5. Surplus (General Budget)				
Total Appropriations				
Total Number of Employees				

2022 Dedicated		Utility Budget		
Summary of Revenues		Anticipated		
		Anticipated		
1. Surplus				
2. Miscellaneous Revenues				
3. Deficit (General Budget)				
Total Revenues				
Summary of Appropriations		2022 Budget	Final 2021 Budget	
1. Operating Expenses:	Salaries & Wages			
	Other Expenses			
2. Capital Improvements				
3. Debt Service				
4. Deferred Charges & Other Appropriations				
5. Surplus (General Budget)				
Total Appropriations				
Total Number of Employees				

2022 Dedicated		Utility Budget		
Summary of Revenues		Anticipated		
		Anticipated		
1. Surplus				
2. Miscellaneous Revenues				
3. Deficit (General Budget)				
Total Revenues				
Summary of Appropriations		2022 Budget	Final 2021 Budget	
1. Operating Expenses:	Salaries & Wages			
	Other Expenses			
2. Capital Improvements				
3. Debt Service				
4. Deferred Charges & Other Appropriations				
5. Surplus (General Budget)				

Total Appropriations				
Total Number of Employees				

Balance of Outstanding Debt				
General				
Interest				
Principal				
Outstanding Balance				

Balance of Outstanding Debt				
Interest				
Principal				
Outstanding Balance				

TOWNSHIP OF FAIRFIELD SUMMARY OF 2022 BUDGET

Total Budget	3,166,896.61	100.0%	Future Budget Projections					
			2023	2024	2025	2026	2027	
Employee Costs:								
Salaries & Wages								
Sheet 17	565,850.00		102.00%	577,167.00	588,710.34	600,484.55	612,494.24	624,744.12
Sheet 25	-		102.00%	-	-	-	-	-
Total	<u>565,850.00</u>			<u>577,167.00</u>	<u>588,710.34</u>	<u>600,484.55</u>	<u>612,494.24</u>	<u>624,744.12</u>
Social Security								
Sheet 19	47,000.00		102.00%	47,940.00	48,898.80	49,876.78	50,874.31	51,891.80
Pensions etc.								
Sheet 19	65,054.00		102.00%	66,355.08	67,682.18	69,035.83	70,416.54	71,824.87
Sheet 19	-		105.00%	-	-	-	-	-
Sheet 19	-							
Sheet 20	-							
Insurance								
Sheet 14	3,000.00		106.00%	3,180.00	3,370.80	3,573.05	3,787.43	4,014.68
Direct Employee Costs	<u>680,904.00</u>	21.5%						
General Liability Insurance								
Sheet 14	<u>20,000.00</u>	0.6%						
Debt Service:								
Sheet 27	<u>385,500.00</u>	12.2%						
Reserve for Uncollected Taxes:								
Sheet 29	<u>671,392.61</u>	21.2%						
Capital Funds:								
Sheet 26a	<u>44,000.00</u>	1.4%						
Deferred Charges:								
Sheet 28	<u>17,200.00</u>	0.5%						
Grants:								
Sheet 25 (less Salaries & Wages above)	<u>11,000.00</u>	0.3%						
All Other Departmental OE's:								
Various Line Items	<u>1,336,900.00</u>	42.2%	102.00%	1,363,638.00	1,390,910.76	1,418,728.98	1,447,103.55	1,476,045.63
Projected Budget Totals				<u>2,058,280.08</u>	<u>2,099,572.88</u>	<u>2,141,699.17</u>	<u>2,184,676.08</u>	<u>2,228,521.10</u>

TOWNSHIP OF FAIRFIELD 2022 BUDGET FUNDING

Budget Funding:

Fund Balance	403,780.00
Local Revenues	340,400.00
State Aid	479,809.00
Grants	-
Delinquent Tax	550,000.00
Local Purpose Tax	1,392,907.61
	3,166,896.61
 Ratables	 317,539,918
Tax Rate	0.439
Increase	(0.000)

Project Tax Results

	2022	2023	2024	2025	2026
		25,000.00	50,000.00	75,000.00	100,000.00
		150,000.00	300,000.00	450,000.00	600,000.00
	2,058,280.08	1,924,572.88	1,791,699.17	1,659,676.08	1,528,521.10
	2,058,280.08	2,099,572.88	2,141,699.17	2,184,676.08	2,228,521.10
	325,539,918	333,539,918	341,539,918	349,539,918	357,539,918
	0.632	0.577	0.525	0.475	0.428
	0.194	(0.055)	(0.052)	(0.050)	(0.047)
LEVY CAP CAL					
<i>Prior Year</i>	1,392,907.61	2,058,280.08	1,924,572.88	1,791,699.17	1,659,676.08
2%	27,858.15	41,165.60	38,491.46	35,833.98	33,193.52
<i>Debt Service & Health</i>	145,000.00	145,000.00	145,000.00	145,000.00	145,000.00
<i>Ratables Added</i>	14,000.00	15,000.00	16,000.00	17,000.00	18,000.00
<i>CAP Max</i>	1,579,765.76	2,259,445.68	2,124,064.34	1,989,533.15	1,855,869.60
Over / (Under) CAP	478,514.32	(334,872.80)	(332,365.17)	(329,857.08)	(327,348.50)

COMPARISON OF REVENUES & APPROPRIATIONS				
	BUDGET YEAR	PRIOR YEAR	CHANGE	%
REVENUES				
Surplus	403,780.00	505,000.00	(101,220.00)	-20.04%
Local	340,400.00	336,250.00	4,150.00	1.23%
State Aid	479,809.00	479,809.00	-	0.00%
State & Federal Grants	-	218,859.16	(218,859.16)	-100.00%
Delinquent Tax	550,000.00	490,000.00	60,000.00	12.24%
Local Purpose Tax	1,392,907.61	1,370,935.31	21,972.30	1.60%
Minimum Library Tax	-	-	-	#DIV/0!
School Tax (Debt Service)	-	-	-	#DIV/0!
Arts and Cultural Tax	-	-	-	#DIV/0!
TOTAL REVENUE	3,166,896.61	3,400,853.47	(233,956.86)	-6.88%
APPROPRIATIONS				
Salaries & Wages	565,850.00	587,350.00	(21,500.00)	-3.66%
Other Expenses	1,341,900.00	1,082,140.84	259,759.16	24.00%
Statutory & Deferred Charges	147,254.00	142,542.00	4,712.00	3.31%
State & Federal Grants	11,000.00	229,859.16	(218,859.16)	-95.21%
Capital (without grants)	44,000.00	34,000.00	10,000.00	29.41%
Debt Service	385,500.00	387,500.00	(2,000.00)	-0.52%
School Debt Service	-	-	-	#DIV/0!
Reserve for Uncollected Taxes	671,392.61	718,602.31	(47,209.70)	-6.57%
TOTAL APPROPRIATIONS	3,166,896.61	3,181,994.31	(15,097.70)	-0.00474
Adopted Emergencies		(218,859.16)		

LOCAL TAX LEVY AND ASSESSED VALUES				
	BUDGET YEAR	PRIOR YEAR	CHANGE	%
Local Purpose Tax Levy (only)	1,392,907.61	1,370,935.31	21,972.30	1.60%
Local Tax Rate	0.4387	0.4390	-0.0003	-0.08%
Assessed Valuation	317,539,918	312,581,721	4,958,197	1.59%

STATUS OF "CAPS"				
	SPENDING CAP		2% LEVY CAP	
	CAP @ 0.5%	CAP COLA		
CAP Base from Prior Year	1,988,192.00	1,988,192.00	1,439,946.67	MAX
Rate Applied	0.50%	3.50%	1,392,907.61	ACTUAL
Allowable CAP	1,998,132.96	2,057,778.72	(47,039.06)	+ OR ()
Additions:			Must be zero or () to Introduce Budget	
See Sheet 3b	26,511.65	26,511.65		
Other				
Total CAP Allowable	2,024,644.61	2,084,290.37		
Budget Expenditures Sheet 19	2,011,804.00	2,011,804.00		
Remaining or (Excess)	12,840.61	72,486.37		

CONDITION OF SURPLUS			
	BUDGET YEAR	PRIOR YEAR	CHANGE
Available	-	-	-
Used to Fund Budget	403,780.00	505,000.00	(101,220.00)
Remaining Balance	(403,780.00)	(505,000.00)	101,220.00

% OF TAX COLLECTION			
	CURRENT	PRIOR	CHANGE
Actual Percentage of Collection			0.00%
Used for Reserve for Taxes	92.00%		92.00%
Remaining	-92.00%	0.00%	-92.00%

**COMPUTATION OF APPROPRIATION:
RESERVE FOR UNCOLLECTED TAXES AND
AMOUNT TO BE RAISED BY TAXATION
IN 2022 MUNICIPAL BUDGET**

	YEAR 2022	YEAR 2021
1 Total General Appropriations for 2022 Municipal Budget Statement Item 8(L) (Exclusive of Reserve for Uncollected Taxes)	2,495,504.00	XXXXXXXXXX
2 Local District School Tax		1,685,702.00
Actual		
Estimate	1,690,000.00	XXXXXXXXXX
3 Regional School District Tax		XXXXXXXXXX
Actual		
Estimate		XXXXXXXXXX
4 Regional High School Tax		1,822,477.00
Actual		
Estimate	1,827,500.00	XXXXXXXXXX
5 County Tax		3,468,799.73
Actual		
Estimate	3,482,000.00	XXXXXXXXXX
6 Special District Tax		XXXXXXXXXX
Actual		
Estimate		XXXXXXXXXX
7 Municipal Open Space		XXXXXXXXXX
Actual		
Estimate		XXXXXXXXXX
8 Municipal Arts and Culture		XXXXXXXXXX
Actual		
Estimate		XXXXXXXXXX
9 Total General Appropriations & Other Taxes	9,495,004.00	
10 Less: Total Anticipated Revenues from 2022 in Municipal Budget (Item 5)	1,773,989.00	
11 Cash Required from 2022 to Support Local Municipal Budget and Other Taxes	7,721,015.00	
12 Amount of Item 11 divided by 92.00%		
equals Amount to be Raised by Taxation (Percentage used must not exceed the applicable percentage shown by Item 13, Sheet 22)	8,392,407.61	
Analysis of Item 12:		
Local School District Tax (Line 2 Above)	1,690,000.00	
Regional School District Tax (Line 3 Above)	-	
Regional High School Tax (Line 4 Above)	1,827,500.00	
County Tax (Line 5 Above)	3,482,000.00	
Special District Tax (Line 6 Above)	-	
Municipal Open Space Tax (Line 7 Above)	-	
Municipal Arts and Culture Tax (Line 8 Above)	-	
Tax in Local Municipal Budget	1,392,907.61	
Total Amount (Line 12)	8,392,407.61	
13 Appropriation: Reserve for Uncollected Taxes (Budget Statement, Item 8(M) (Item 12, Less Item 11)	671,392.61	
Computation of "Tax in Local Municipal Budget"		
Item 1 - Total General Appropriations	2,495,504.00	
Item 13 - Appropriation: Reserve for Uncollected Taxes	671,392.61	
Subtotal	3,166,896.61	
Less: Item 10 - Total Anticipated Revenues	1,773,989.00	
Amount to Be Raised by Taxation in Municipal Budget	1,392,907.61	
Local Tax for Municipal Purpose	1,392,907.61	
Addition to Local District School Tax		
Minimum Library Tax		

2022 MUNICIPAL DATA SHEET

(MUST ACCOMPANY 2022 BUDGET)

CAP

MUNICIPALITY: TOWNSHIP OF FAIRFIELD

COUNTY: CUMBERLAND

<u>Tommy Clark, Jr.</u> Mayor's Name	<u>December 31, 2023</u> Term Expires
--	---

Municipal Officials	
<u>Linda Gonzales</u> Municipal Clerk	<u>10/18/2012</u> Date of Orig. Appt.
<u>Carla Smith</u> Tax Collector	<u>C-1684</u> Cert. No.
<u>Neil Young</u> Chief Financial Officer	<u>8239</u> Cert. No.
<u>Nancy Sbrolla, CPA</u> Registered Municipal Accountant	<u>N-01917</u> Cert. No.
<u>Albert Marmero</u> Municipal Attorney	<u>542</u> Lic. No.

Governing Body Members	
Name	Term Expires
<u>David Gonzalez</u>	<u>12/31/2022</u>
<u>Benjamin Byrd, Sr</u>	<u>12/31/2022</u>
<u>Stephen M. Bateman</u>	<u>12/31/2024</u>
<u>Michael Peterson</u>	<u>12/31/2024</u>

Official Mailing Address of Municipality

Township of Fairfield
70 Fairton Gouldtown Road
Fairton, NJ 08320

Fax #: 856-455-3056

2022 MUNICIPAL BUDGET

Municipal Budget of the TOWNSHIP of FAIRFIELD, County of CUMBERLAND for the Fiscal Year 2022.

It is hereby certified that the Budget and Capital Budget annexed hereto and hereby made a part hereof is a true copy of the Budget and Capital Budget approved by resolution of the Governing Body on the

16 day of March, 2022
and that public advertisement will be made in accordance with the provisions of N.J.S.A. 40A:4-6 and N.J.A.C. 5:30-4.4(d).

Certified by me, this 16 day of March, 2022

[Signature]
Clerk
70 Fairton Gouldtown Road
Address
Fairton, NJ 08320
Address
856-451-9284
Phone Number

It is hereby certified that the approved Budget annexed hereto and hereby made a part is an exact copy of the original on file with the Clerk of the Governing Body, that all additions are correct, all statements contained herein are in proof, and the total of anticipated revenues equals the total of appropriations.

Certified by me, this 16 day of March, 2022

[Signature]
Registered Municipal Accountant
Ocean City, NJ 08226
Address
1535 Haven Avenue
Address
609-399-6333
Phone Number

It is hereby certified that the approved Budget annexed hereto and hereby made a part is an exact copy of the original on file with the Clerk of the Governing Body, that all additions are correct, all statements contained herein are in proof, the total of anticipated revenues equals the total of appropriations and the budget is in full compliance with the Local Budget Law, N.J.S.A. 40A:4-1 et seq.

Certified by me, this 16 day of March, 2022

[Signature]
Chief Financial Officer

DO NOT USE THESE SPACES

CERTIFICATION OF ADOPTED BUDGET

(Do not advertise this Certification form)

It is hereby certified that the amounts to be raised by taxation for local purposes has been compared with the approved Budget previously certified by me and any changes required as a condition to such approval have been made. The adopted budget is certified with respect to the foregoing only.

STATE OF NEW JERSEY
Department of Community Affairs
Director of the Division of Local Government Services

Dated: _____, 2022

By: _____

MUNICIPAL BUDGET NOTICE

Section 1.

Municipal Budget of the TOWNSHIP of FAIRFIELD, County of CUMBERLAND for the Fiscal Year 2022

Be it Resolved, that the following statements of revenues and appropriations shall constitute the Municipal Budget for the year 2022;

Be it Further Resolved, that said Budget be published in the South Jersey Times

in the issue of April 9, 2022

The Governing Body of the TOWNSHIP of FAIRFIELD does hereby approve the following as the Budget for the year 2022:

RECORDED VOTE

(Insert Last Name)

Ayes

Bateman
Burd, Jr.
Gonzalez
Peterson
Clark, Jr.

Nays

NONE

Abstained

NONE

Absent

NONE

Notice is hereby given that the Budget and Tax Resolution was approved by the COMMITTEEPERSONS of the TOWNSHIP of FAIRFIELD, County of CUMBERLAND, on March 16, 2022.

A Hearing on the Budget and Tax Resolution will be held at Township of Fairfield, on April 20, 2022 at 6:00 o'clock PM at which time and place objections to said Budget and Tax Resolution for the year 2022 may be presented by taxpayers or other interested persons.

EXPLANATORY STATEMENT

SUMMARY OF CURRENT FUND SECTION OF APPROVED BUDGET

	YEAR 2022
General Appropriations For: (Reference to item and sheet number should be omitted in advertised budget)	XXXXXXXXXXXX
1. Appropriations within "CAPS" -	XXXXXXXXXXXX
(a) Municipal Purposes {(Item H-1, Sheet 19)(N.J.S.A. 40A:4-45.2)}	2,011,804.00
2. Appropriations excluded from "CAPS" -	XXXXXXXXXXXX
(a) Municipal Purposes {(Item H-2, Sheet 28)(N.J.S.A. 40A:4-53.3 as amended)}	483,700.00
(b) Local District School Purposes in Municipal Budget (Item K, Sheet 29)	-
Total General Appropriations excluded from "CAPS" (Item O, Sheet 29)	483,700.00
3. Reserve for Uncollected Taxes (Item M, Sheet 29) Based on Estimated 92.00% Percent of Tax Collections	671,392.61
Building Aid Allowance 2022 - \$ _____	
for Schools-State Aid 2021 - \$ _____	3,166,896.61
4. Total General Appropriations (Item 9, Sheet 29)	1,773,989.00
5. Less: Anticipated Revenues Other Than Current Property Tax (Item 5, Sheet 11) (i.e. Surplus, Miscellaneous Revenues and Receipts from Delinquent Taxes)	XXXXXXXXXXXX
6. Difference: Amount to be Raised by Taxes for Support of Municipal Budget (as follows)	XXXXXXXXXXXX
(a) Local Tax for Municipal Purposes Including Reserve for Uncollected Taxes (Item 6(a), Sheet 11)	1,392,907.61
(b) Addition to Local District School Tax (Item 6(b), Sheet 11)	-
(c) Minimum Library Tax	-

EXPLANATORY STATEMENT - (Continued)

SUMMARY OF 2021 APPROPRIATIONS EXPENDED AND CANCELED

	General Budget	Utility	Utility	Utility	Utility	Utility	Utility
Budget Appropriations - Adopted Budget	3,400,853.47	-	-	-	-	-	-
Budget Appropriations Added by N.J.S.A. 40A:4-87							
Emergency Appropriations	-	-	-	-	-	-	-
Total Appropriations	3,400,853.47	-	-	-	-	-	-
<u>Expenditures:</u>							
Paid or Charged (Including Reserve for Uncollected Taxes)	3,112,125.24	-	-	-	-	-	-
Reserved	227,868.27	-	-	-	-	-	-
Unexpended Balances Canceled	60,859.96	-	-	-	-	-	-
Total Expenditures and Unexpended Balances Canceled	3,400,853.47	-	-	-	-	-	-
Overexpenditures *	-	-	-	-	-	-	-

EXPLANATORY STATEMENT - (Continued)

BUDGET MESSAGE

<u>CAP CALCULATION</u>		<u>CAP CALCULATION</u>	
Total General Appropriations for 2021	3,181,994.00	Allowable Operating Appropriations before	
Cap Base Adjustment:		Additional Exceptions per (N.J.S.A. 40A:4-45.3)	2,037,896.80
Subtotal	<u>3,181,994.00</u>		
Exceptions Less:		Additions:	
Total Other Operations	25,500.00	New Construction (Assessor Certification)	26,511.65
Total Uniform Construction Code		2020 Cap Bank Utilized	
Total Interlocal Service Agreement		2021 Cap Bank Utilized	
Total Additional Appropriations			
Total Capital Improvements	34,000.00		
Total Debt Service	387,500.00		
Transferred to Board of Education		Total Additions	<u>26,511.65</u>
Type I School Debt			
Total Public & Private Programs	11,000.00	Maximum Appropriations within "CAPS" Sheet 19 @ 2.5%	<u>2,064,408.45</u>
Judgements			
Total Deferred Charges	17,200.00		
Cash Deficit		Additional Increase to COLA rate. 3.5%	
Reserve for Uncollected Taxes	718,602.00	Amount of Increase allowable. 1.0%	<u>19,881.92</u>
Total Exceptions	<u>1,193,802.00</u>		
Amount on Which CAP is Applied	1,988,192.00	Maximum Appropriations within "CAPS" Sheet 19 @ 3.5%	<u>2,084,290.37</u>
<u>2.5% CAP</u>	<u>49,704.80</u>		
Allowable Operating Appropriations before		Total General Appropriations for Municipal Purposes	<u>2,011,804.00</u>
Additional Exceptions per (N.J.S.A. 40A:4-45.3)	2,037,896.80	(Sheet 19, H-1)	
		Over or (Under) Appropriations Cap	<u>(72,486.37)</u>

NOTE:

Sheet 3b

MANDATORY MINIMUM BUDGET MESSAGE MUST INCLUDE A SUMMARY OF:

1. HOW THE "CAP" WAS CALCULATED. (Explain in words what the "CAPS" mean and show the figures.)
2. A SUMMARY BY FUNCTION OF THE APPROPRIATIONS THAT ARE SPREAD AMONG MORE THAN ONE OFFICIAL LINE ITEM (e.g. if Police S & W appears in the regular section and also under "Operation Excluded from "CAPS" section, combine the figures for purposes of citizen understanding.)

EXPLANATORY STATEMENT - (Continued)

BUDGET MESSAGE

NEW JERSEY 2010 LOCAL UNIT LEVY CAP LAW

P.L. 2007, c. 62, was amended by P.L. 2008 c. 6 and P.L. 2010 c. 44 (S-29 R1). The last amendment reduces the 4% to 2% and modifies some of the exceptions and exclusions. It also removes the LFB waiver. The voter referendum now requires a vote in excess of only 50% which is reduced from the original 60% in P.L. 2007, c. 62.

SUMMARY LEVY CAP CALCULATION

LEVY CAP CALCULATION

Prior Year Amount to be Raised by Taxation	1,370,935.31
Less:	
Less: Prior Year Deferred Charges to Future Taxation Unfunded	17,200.00
Less: Prior Year Deferred Charges: Emergencies	
Less: Prior Year Recycling Tax	
Less:	
Less:	
Net Prior Year Tax Levy for Municipal Purpose Tax for CAP Calculation	<u>1,353,735.31</u>
Plus 2% CAP Increase	<u>27,074.71</u>
ADJUSTED TAX LEVY	<u>1,380,810.02</u>
Plus: Assumption of Service/Function	
ADJUSTED TAX LEVY PRIOR TO EXCLUSIONS	<u>1,380,810.02</u>

ADJUSTED TAX LEVY PRIOR TO EXCLUSIONS

1,380,810.02

Exclusions:

Allowable Shared Service Agreements Increase	
Allowable Health Insurance Costs Increase	1,920.00
Allowable Pension Obligations Increases	3,505.00
Allowable LOSAP Increase	
Allowable Capital Improvements Increase	10,000.00
Allowable Debt Service and Capital Leases Inc.	
Recycling Tax appropriation	
Deferred Charge to Future Taxation Unfunded	17,200.00
Current Year Deferred Charges: Emergencies	

Add Total Exclusions	<u>32,625.00</u>
Less Cancelled or Unexpended Waivers	
Less Cancelled or Unexpended Exclusions	

ADJUSTED TAX LEVY

1,413,435.02

Additions:

New Ratables - Increase for new construction	6,039,100
Prior Year's Local Purpose Tax Rate (per \$100)	<u>0.439</u>
New Ratable Adjustment to Levy	26,511.65
Amounts approved by Referendum	
Levy CAP Bank Applied	

MAXIMUM ALLOWABLE AMOUNT TO BE RAISED BY TAXATION

1,439,946.67

AMOUNT TO BE RAISED BY TAXATION FOR MUNICIPAL PURPOSES

1,392,907.61

OVER OR (UNDER) 2% LEVY CAP

(47,039.06)

(must be equal or under for Introduction)

EXPLANATORY STATEMENT - (Continued)

BUDGET MESSAGE

"2010" LEVY CAP BANKS:

2019

Maximum Allowable Amount to be Raised by Taxation	
Amount to be Raised by Taxation for Municipal Purpose Available for Banking (CY 2022)	<u>53,072</u>
Amount Used in CY 2022	
Balance to Expire	<u><u>53,072</u></u>

2020

Maximum Allowable Amount to be Raised by Taxation	
Amount to be Raised by Taxation for Municipal Purpose Available for Banking (CY 2022 - CY 2023)	<u>77,797</u>
Amount Used in CY 2022	
Balance to Carry Forward (CY 2023)	<u><u>77,797</u></u>

2021

Maximum Allowable Amount to be Raised by Taxation	1,407,829
Amount to be Raised by Taxation for Municipal Purpose Available for Banking (CY 2022 - CY 2024)	<u>1,370,935</u>
Amount Used in CY 2022	
Balance to Carry Forward (CY 2023 - CY2024)	<u><u>36,894</u></u>

2022

Maximum Allowable Amount to be Raised by Taxation	1,439,947
Amount to be Raised by Taxation for Municipal Purpose Available for Banking (CY 2023 - CY 2025)	<u>1,392,908</u>
	47,039

Total Levy CAP Bank	<u><u>161,730</u></u>
----------------------------	-----------------------

CURRENT FUND - ANTICIPATED REVENUES

GENERAL REVENUES	FCOA	Anticipated		Realized in
		2022	2021	Cash in 2021
1. Surplus Anticipated	08-101	403,780.00	505,000.00	505,000.00
2. Surplus Anticipated with Prior Written Consent of Director of Local Government Services	08-102			
Total Surplus Anticipated	08-100	403,780.00	505,000.00	505,000.00
3. Miscellaneous Revenues - Section A: Local Revenues	XXXXXXX	XXXXXXXXXXXX	XXXXXXXXXXXX	XXXXXXXXXXXX
Licenses:	XXXXXXX	XXXXXXXXXXXX	XXXXXXXXXXXX	XXXXXXXXXXXX
Alcoholic Beverages	08-103	2,400.00	2,250.00	2,475.00
Other	08-104			
Fees and Permits	08-105	120,000.00	113,000.00	121,402.00
Fines and Costs:	XXXXXXX	XXXXXXXXXXXX	XXXXXXXXXXXX	XXXXXXXXXXXX
Municipal Court	08-110	15,000.00	15,000.00	15,058.93
Other	08-109			
Interest and Costs on Taxes	08-112	80,000.00	78,000.00	81,074.60
Interest and Costs on Assessments	08-115			
Parking Meters	08-111			
Interest on Investments and Deposits	08-113			
Anticipated Utility Operating Surplus	08-114			
Cell Tower Lease		24,000.00	22,000.00	24,944.07

CURRENT FUND - ANTICIPATED REVENUES - (Continued)

GENERAL REVENUES	FCOA	Anticipated		Realized in Cash in 2021
		2022	2021	
3. Miscellaneous Revenues - Section A: Local Revenues (continued)				
Ambulance Fees	08-134	-	20,000.00	38,932.57

CURRENT FUND - ANTICIPATED REVENUES - (Continued)

GENERAL REVENUES	FCOA	Anticipated		Realized in Cash in 2021
		2022	2021	
3. Miscellaneous Revenues - Section A: Local Revenues (continued)				

CURRENT FUND - ANTICIPATED REVENUES - (Continued)

GENERAL REVENUES	FCOA	Anticipated		Realized in
		2022	2021	Cash in 2021
3. Miscellaneous Revenues - Section A: Local Revenues (continued)				
Total Section A: Local Revenue	08-001	241,400.00	250,250.00	283,887.17

CURRENT FUND - ANTICIPATED REVENUES - (Continued)

GENERAL REVENUES	FCOA	Anticipated		Realized in
		2022	2021	Cash in 2021
3. Miscellaneous Revenues - Section B: State Aid Without Offsetting Appropriations				
Transitional Aid	09-212			
Consolidated Municipal Property Tax Relief Aid	09-200			
Energy Receipts Tax (P.L. 1997, Chapters 162 & 167)	09-202	441,318.00	441,318.00	441,318.00
Garden State Trust		38,491.00	38,491.00	59,274.00
Total Section B: State Aid Without Offsetting Appropriations	09-001	479,809.00	479,809.00	500,592.00

CURRENT FUND - ANTICIPATED REVENUES - (Continued)

GENERAL REVENUES	FCOA	Anticipated		Realized in Cash in 2021
		2022	2021	
3. Miscellaneous Revenues - Section C: Dedicated Uniform Construction Code Fees Offset with Appropriations (N.J.S.A. 40A:4-36 and N.J.A.C. 5:23-4.17)	XXXXXXX	XXXXXXXXXXXX	XXXXXXXXXXXX	XXXXXXXXXXXX
Uniform Construction Code Fees	08-160	50,000.00	37,000.00	55,298.00
Special Item of General Revenue Anticipated with Prior Written Consent of Director of Local Government Services:	XXXXXXX	XXXXXXXXXXXX	XXXXXXXXXXXX	XXXXXXXXXXXX
Additional Dedicated Uniform Construction Code Fees Offset with Appropriations (N.J.S.A. 40A:4-45.3h and N.J.A.C. 5:23-4.17)	XXXXXXX	XXXXXXXXXXXX	XXXXXXXXXXXX	XXXXXXXXXXXX
Uniform Construction Code Fees	08-160			
Total Section C: Dedicated Uniform Construction Code Fees Offset with Appropriations	08-002	50,000.00	37,000.00	55,298.00

CURRENT FUND - ANTICIPATED REVENUES - (Continued)

GENERAL REVENUES	FCOA	Anticipated		Realized in
		2022	2021	Cash in 2021
3. Miscellaneous Revenues - Section D: Special Items of General Revenue Anticipated				
With Prior Written Consent of the Director of Local Government Services				
Shared Service Agreements Offset With Appropriations:	XXXXXXX	XXXXXXXXXX	XXXXXXXXXX	XXXXXXXXXX

CURRENT FUND - ANTICIPATED REVENUES - (Continued)

GENERAL REVENUES	FCOA	Anticipated		Realized in
		2022	2021	Cash in 2021
3. Miscellaneous Revenues - Section D: Special Items of General Revenue Anticipated				
With Prior Written Consent of the Director of Local Government Services				
Shared Service Agreements Offset With Appropriations:	xxxxxxx	xxxxxxxxxxx	xxxxxxxxxxx	xxxxxxxxxxx
Total Section D: Shared Service Agreements Offset With Appropriations	11-001	-	-	-

CURRENT FUND - ANTICIPATED REVENUES - (Continued)

GENERAL REVENUES	FCOA	Anticipated		Realized in
		2022	2021	Cash in 2021
3. Miscellaneous Revenues - Section E: Special Items of General Revenue Anticipated				
With Prior Written Consent of the Director of Local Government Services -				
Additional Revenues Offset with Appropriations (N.J.S.A. 40A:4-45.3h):	xxxxxxx	xxxxxxxxxxx	xxxxxxxxxxx	xxxxxxxxxxx
Total Section E: Special Item of General Revenue Anticipated with Prior Written	xxxxxxx	xxxxxxxxxxx	xxxxxxxxxxx	xxxxxxxxxxx
Consent of Director of Local Government Services - Additional Revenues	08-003	-	-	-

CURRENT FUND - ANTICIPATED REVENUES - (Continued)

GENERAL REVENUES	FCOA	Anticipated		Realized in Cash in 2021
		2022	2021	
3. Miscellaneous Revenues - Section F: Special Items of General Revenue Anticipated				
With Prior Written Consent of Director of Local Government Services - Public and				
Private Revenues Offset with Appropriations:	xxxxxxx	xxxxxxxxxxx	xxxxxxxxxxx	xxxxxxxxxxx
				-
Recycling			5,879.16	5,879.16
NJDOT - Buck/Elmer & Clark			212,980.00	212,980.00
				-
				-
				-
				-
				-
				-
				-
				-
				-
				-
				-
				-
				-
				-

CURRENT FUND - ANTICIPATED REVENUES - (Continued)

GENERAL REVENUES	FCOA	Anticipated		Realized in
		2022	2021	Cash in 2021
3. Miscellaneous Revenues - Section F: Special Items of General Revenue Anticipated				
With Prior Written Consent of Director of Local Government Services - Public and				
Private Revenues Offset with Appropriations (Continued):	XXXXXXX	XXXXXXXXXXX	XXXXXXXXXXX	XXXXXXXXXXX
				-
				-
				-
				-
				-
				-
				-
				-
				-
				-
				-
				-
				-
				-
				-
				-
				-
				-
				-
Total Section F: Special Item of General Revenue Anticipated with Prior Written	XXXXXXX	XXXXXXXXXXX	XXXXXXXXXXX	XXXXXXXXXXX
Consent of Director of Local Government Services - Public and Private Revenues	10-001	-	218,859.16	218,859.16

CURRENT FUND - ANTICIPATED REVENUES - (Continued)

GENERAL REVENUES	FCOA	Anticipated		Realized in Cash in 2021
		2022	2021	
3. Miscellaneous Revenues - Section G: Special Items of General Revenue Anticipated With Prior Written Consent of Director of Local Government Services - Other Special Items:	xxxxxxx	xxxxxxxxxxx	xxxxxxxxxxx	xxxxxxxxxxx
Utility Operating Surplus of Prior Year	08-116			
Cable TV Franchise Fee	08-117	13,000.00	13,000.00	13,541.65
Reserve for Payment of Debt Service	08-227	25,000.00	25,000.00	25,000.00
Reserve for Small Cities	08-240	11,000.00	11,000.00	11,000.00

CURRENT FUND - ANTICIPATED REVENUES - (Continued)

GENERAL REVENUES	FCOA	Anticipated		Realized in Cash in 2021
		2022	2021	
3. Miscellaneous Revenues - Section G: Special Items of General Revenue Anticipated				
With Prior Written Consent of Director of Local Government Services - Other Special				
Items:	xxxxxxx	xxxxxxxxxxx	xxxxxxxxxxx	xxxxxxxxxxx
Total Section G: Special Items of General Revenue Anticipated with Prior Written	xxxxxxx	xxxxxxxxxxx	xxxxxxxxxxx	xxxxxxxxxxx
Consent of Director of Local Government Services - Other Special Items	08-004	49,000.00	49,000.00	49,541.65

CURRENT FUND - ANTICIPATED REVENUES - (Continued)

GENERAL REVENUES	FCOA	Anticipated		Realized in
		2022	2021	Cash in 2021
Summary of Revenues				
	XXXXX	XXXXXXXXXXXX	XXXXXXXXXXXX	XXXXXXXXXXXX
1. Surplus Anticipated (Sheet 4, #1)	08-101	403,780.00	505,000.00	505,000.00
2. Surplus Anticipated with Prior Written Consent of Director of Local Government Services (Sheet 4, #2)	08-102	-	-	-
3. Miscellaneous Revenues:	XXXXX	XXXXXXXXXXXX	XXXXXXXXXXXX	XXXXXXXXXXXX
Total Section A: Local Revenues	08-001	241,400.00	250,250.00	283,887.17
Total Section B: State Aid Without Offsetting Appropriations	09-001	479,809.00	479,809.00	500,592.00
Total Section C: Dedicated Uniform Construction Code Fees Offset with Appropriations	08-002	50,000.00	37,000.00	55,298.00
Total Section D: Special Items of General Revenue Anticipated with Prior Written Consent of Director of Local Government Services - Shared Service Agreements	11-001	-	-	-
Total Section E: Special Items of General Revenue Anticipated with Prior Written Consent of Director of Local Government Services - Additional Revenues	08-003	-	-	-
Total Section F: Special Items of General Revenue Anticipated with Prior Written Consent of Director of Local Government Services - Public and Private Revenues	10-001	-	218,859.16	218,859.16
Total Section G: Special Items of General Revenue Anticipated with Prior Written Consent of Director of Local Government Services - Other Special Items	08-004	49,000.00	49,000.00	49,541.65
Total Miscellaneous Revenues	13-099	820,209.00	1,034,918.16	1,108,177.98
4. Receipts from Delinquent Taxes	15-499	550,000.00	490,000.00	591,779.67
5. Subtotal General Revenues (Items 1, 2, 3 and 4)	13-199	1,773,989.00	2,029,918.16	2,204,957.65
6. Amount to be Raised by Taxes for Support of Municipal Budget:	XXXXX	XXXXXXXXXXXX	XXXXXXXXXXXX	XXXXXXXXXXXX
a) Local Tax for Municipal Purposes Including Reserve for Uncollected Taxes	07-190	1,392,907.61	1,370,935.31	XXXXXXXXXXXX
b) Addition to Local District School Tax	07-191	-		XXXXXXXXXXXX
c) Minimum Library Tax	07-192	-		XXXXXXXXXXXX
Total Amount to be Raised by Taxes for Support of Municipal Budget	07-199	1,392,907.61	1,370,935.31	1,513,638.66
7. Total General Revenues	13-299	3,166,896.61	3,400,853.47	3,718,596.31

CURRENT FUND - APPROPRIATIONS

8. GENERAL APPROPRIATIONS	FCOA		Appropriated				Expended 2021	
(A) Operations - within "CAPS"			for 2022	for 2021	for 2021 By Emergency Appropriation	Total for 2021 As Modified By All Transfers	Paid or Charged	Reserved
GENERAL GOVERNMENT						-		-
						-		-
General Administration						-		-
Salaries and Wages	20-100	1	112,000.00	109,000.00		105,000.00	97,321.56	2,678.44
Other Expenses	20-100	2	28,700.00	25,000.00		25,000.00	14,512.71	10,487.29
Grant Administration	20-100	2	10,000.00	10,000.00		10,000.00	9,705.00	295.00
Public Relations Other Expenses	20-100	2	1,000.00	1,000.00		1,000.00	295.88	704.12
						-		-
Mayor and Committee						-		-
Salaries and Wages	20-110	1	32,500.00	32,500.00		32,500.00	32,286.52	213.48
Other Expenses	20-110	2	2,200.00	2,200.00		2,200.00	-	2,200.00
						-		-
Municipal Clerk						-		-
Salaries and Wages	20-120	1	66,000.00	66,000.00		66,500.00	66,326.05	173.95
Other Expenses	20-120	2	24,000.00	23,000.00		23,000.00	21,582.83	1,417.17
						-		-
Financial Administration						-		-
Salaries and Wages	20-130	1	47,500.00	46,000.00		46,000.00	45,637.34	362.66
Other Expenses						-		-
Miscellaneous Other Expenses	20-130	2	11,500.00	11,500.00		11,500.00	9,394.29	2,105.71

CURRENT FUND - APPROPRIATIONS

8. GENERAL APPROPRIATIONS	FCOA		Appropriated				Expended 2021	
(A) Operations - within "CAPS" - (continued)			for 2022	for 2021	for 2021 By Emergency Appropriation	Total for 2021 As Modified By All Transfers	Paid or Charged	Reserved
Audit Services						-	-	
Other Expenses	20-135	2	32,500.00	32,500.00		32,500.00	32,500.00	
						-	-	
Computerized Data Processing						-	-	
Other Expenses	20-140	2	2,500.00	2,500.00		2,500.00	892.51	
						-	1,607.49	
						-	-	
Revenue Administration						-	-	
Salaries and Wages	20-145	1	59,000.00	59,000.00		59,000.00	58,814.29	
Other Expenses	20-145	2	12,000.00	12,000.00		12,000.00	10,472.04	
						-	1,527.96	
						-	-	
Assessment of Taxes						-	-	
Salaries and Wages	20-150	1		-		-	-	
Other Expenses	20-150	2	38,750.00	38,750.00		38,750.00	23,723.21	
						-	5,026.79	
						-	-	
Legal Services						-	-	
Other Expenses	20-155	2	62,500.00	60,500.00		60,500.00	55,597.37	
Other Expenses - TTL & Foreclosed Property	20-155	2	16,000.00	13,000.00		16,500.00	16,142.50	
						-	357.50	
						-	-	
						-	-	
						-	-	

CURRENT FUND - APPROPRIATIONS

8. GENERAL APPROPRIATIONS	FCOA		Appropriated				Expended 2021	
(A) Operations - within "CAPS" - (continued)			for 2022	for 2021	for 2021 By Emergency Appropriation	Total for 2021 As Modified By All Transfers	Paid or Charged	Reserved
Engineering Services and Costs						-		-
Other Expenses	20-165	2	51,000.00	51,000.00		51,000.00	36,457.71	14,542.29
						-		-
LAND USE ADMINISTRATION						-		-
Planning Board						-		-
Salaries and Wages	21-180	1	6,000.00	6,000.00		6,000.00	4,362.86	1,637.14
Other Expenses	21-180	2	14,500.00	14,500.00		14,500.00	5,371.47	9,128.53
						-		-
Zoning						-		-
Salaries and Wages	21-185	1	20,000.00	20,000.00		20,000.00	16,959.24	3,040.76
Other Expenses	21-185	2	3,000.00	3,000.00		3,000.00	792.74	2,207.26
						-		-
PUBLIC SAFETY FUNCTIONS						-		-
School Crossing Guards						-		-
Salaries and Wages	25-241	1	16,000.00	5,000.00		7,500.00	7,303.28	196.72
Other Expenses	25-241	2	250.00	250.00		250.00	-	250.00
						-		-
Office of Emergency Management						-		-
Salaries and Wages	25-252	1	3,600.00	3,600.00		3,600.00	3,200.25	399.75
Other Expenses	25-252	2	2,500.00	2,300.00		4,600.00	4,313.17	286.83

CURRENT FUND - APPROPRIATIONS

8. GENERAL APPROPRIATIONS	FCOA		Appropriated				Expended 2021	
(A) Operations - within "CAPS" - (continued)			for 2022	for 2021	for 2021 By Emergency Appropriation	Total for 2021 As Modified By All Transfers	Paid or Charged	Reserved
Aid to Volunteer Fire Companies						-	-	
Aid to Volunteer Fire Company No. 1	25-255	2	56,000.00	56,000.00		56,000.00	56,000.00	
Aid to Volunteer Fire Company No. 2	25-255	2	56,000.00	56,000.00		56,000.00	56,000.00	
						-	-	
Ambulance Service						-	-	
Salaries and Wages	25-260	1	-	50,000.00		50,000.00	36,591.47	
Other Expenses	25-260	2	25,000.00	30,000.00		30,000.00	4,988.02	
						-	-	
Fire Department						-	-	
Salaries and Wages	25-265	1				-	-	
Other Expenses	25-265	2	5,000.00	5,000.00		5,000.00	-	
						-	5,000.00	
						-	-	
						-	-	
						-	-	
						-	-	
						-	-	
						-	-	
						-	-	
						-	-	

CURRENT FUND - APPROPRIATIONS

8. GENERAL APPROPRIATIONS	FCOA		Appropriated				Expended 2021	
(A) Operations - within "CAPS" - (continued)			for 2022	for 2021	for 2021 By Emergency Appropriation	Total for 2021 As Modified By All Transfers	Paid or Charged	Reserved
PUBLIC WORKS						-		-
Streets and Roads Maintenance						-		-
Salaries and Wages	26-290	1	146,000.00	140,000.00		140,000.00	132,930.81	7,069.19
Other Expenses	26-290	2	57,000.00	57,000.00		57,000.00	32,997.03	14,002.97
						-		-
Buildings and Grounds						-		-
Other Expenses	26-310	2	78,500.00	70,000.00		70,000.00	68,574.19	1,425.81
						-		-
Convenience Center						-		-
Salaries and Wages	26-291	1	11,250.00	11,250.00		11,250.00	8,100.00	3,150.00
Other Expenses	26-291	2	114,000.00	112,500.00		112,500.00	100,077.39	12,422.61
						-		-
HEALTH AND HUMAN SERVICE FUNCTIONS						-		-
Environmental Commission						-		-
Other Expenses	27-335	2	3,000.00	3,000.00		3,000.00	584.91	2,415.09
						-		-
Animal Control						-		-
Other Expenses	27-340	2	45,000.00	40,000.00		40,000.00	39,940.00	60.00
						-		-
						-		-

CURRENT FUND - APPROPRIATIONS

8. GENERAL APPROPRIATIONS	FCOA		Appropriated				Expended 2021	
(A) Operations - within "CAPS" - (continued)			for 2022	for 2021	for 2021 By Emergency Appropriation	Total for 2021 As Modified By All Transfers	Paid or Charged	Reserved
RECREATION						-		-
Senior Citizen Center						-		-
Salaries and Wages	28-371	1	23,000.00	22,000.00		22,000.00	15,685.77	6,314.23
Other Expenses	28-371	2	2,500.00	2,500.00		2,500.00	1,144.32	1,355.68
						-		-
Recreation Services and Programs						-		-
Other Expenses	28-370	2	7,000.00	7,000.00		7,000.00	903.73	6,096.27
						-		-
Parks and Playgrounds						-		-
Other Expenses	28-375	2	3,000.00	3,000.00		3,000.00	-	3,000.00
						-		-
						-		-
						-		-
						-		-
						-		-
						-		-
						-		-
						-		-
						-		-
						-		-

CURRENT FUND - APPROPRIATIONS

8. GENERAL APPROPRIATIONS (A) Operations - within "CAPS" - (continued)	FCOA		Appropriated				Expended 2021	
			for 2022	for 2021	for 2021 By Emergency Appropriation	Total for 2021 As Modified By All Transfers	Paid or Charged	Reserved
MUNICIPAL COURT						-		-
Municipal Court Administration						-		-
Salaries and Wages	43-490	1				-		-
Other Expenses	43-490	2	61,000.00	60,000.00		60,000.00	57,411.72	2,588.28
						-		-
						-		-
						-		-
						-		-
						-		-
						-		-
						-		-
						-		-
						-		-
						-		-
						-		-
						-		-
						-		-

CURRENT FUND - APPROPRIATIONS

8. GENERAL APPROPRIATIONS	FCOA		Appropriated				Expended 2021	
(A) Operations - within "CAPS" - (continued)			for 2022	for 2021	for 2021 By Emergency Appropriation	Total for 2021 As Modified By All Transfers	Paid or Charged	Reserved
INSURANCE						-		-
Other	23-210	2	71,000.00	64,000.00		64,000.00	59,053.13	4,946.87
Employee Group Insurance	23-220	2	108,000.00	104,000.00		104,000.00	88,229.88	5,770.12
Worker's Compensation	23-215	2	82,000.00	82,000.00		82,000.00	74,245.87	2,754.13
						-		-
SEWER UTILITY						-		-
Other Expenses						-		-
Maintenance	31-455	2	8,250.00	8,250.00		8,250.00	3,582.00	4,668.00
Treatment	31-455	2	13,000.00	12,500.00		12,500.00	11,595.36	904.64
						-		-
						-		-
						-		-
						-		-
						-		-
						-		-
						-		-
						-		-
						-		-
						-		-
						-		-

CURRENT FUND - APPROPRIATIONS

8. GENERAL APPROPRIATIONS	FCOA		Appropriated				Expended 2021	
(A) Operations - within "CAPS" - (continued)			for 2022	for 2021	for 2021 By Emergency Appropriation	Total for 2021 As Modified By All Transfers	Paid or Charged	Reserved
						-		-
						-		-
						-		-
						-		-
						-		-
						-		-
						-		-
						-		-
						-		-
						-		-
						-		-
						-		-
						-		-
						-		-
						-		-
						-		-
						-		-
						-		-
						-		-
						-		-
						-		-
						-		-

CURRENT FUND - APPROPRIATIONS

8. GENERAL APPROPRIATIONS	FCOA		Appropriated				Expended 2021	
(A) Operations - within "CAPS" - (continued)			for 2022	for 2021	for 2021 By Emergency Appropriation	Total for 2021 As Modified By All Transfers	Paid or Charged	Reserved
Uniform Construction Code - Appropriations	XXXXXX		XXXXXXXXXX	XXXXXXXXXX	XXXXXXXXXX	XXXXXXXXXX	XXXXXXXXXX	XXXXXXXXXX
Offset by Dedicated Revenues (N.J.A.C. 5:23-4.17)	XXXXXX		XXXXXXXXXX	XXXXXXXXXX	XXXXXXXXXX	XXXXXXXXXX	XXXXXXXXXX	XXXXXXXXXX
State Uniform Construction Code								
Construction Official								
Salaries and Wages	22-195	1				-		-
Other Expenses	22-195	2	48,500.00	48,500.00		48,500.00	47,000.00	1,500.00
						-		-
Code Enforcement						-		-
Salaries and Wages	22-196	1	18,000.00	18,000.00		18,000.00	17,842.68	157.32
Other Expenses	22-196	2	750.00	750.00		950.00	871.15	78.85
						-		-
						-		-
						-		-
						-		-
						-		-
						-		-
						-		-
						-		-

CURRENT FUND - APPROPRIATIONS

8. GENERAL APPROPRIATIONS (A) Operations - within "CAPS" - (continued)	FCOA	Appropriated				Expended 2021	
		for 2022	for 2021	for 2021 By Emergency Appropriation	Total for 2021 As Modified By All Transfers	Paid or Charged	Reserved
Uniform Construction Code - Appropriations	XXXXXX	XXXXXXXXXX	XXXXXXXXXX	XXXXXXXXXX	XXXXXXXXXX	XXXXXXXXXX	XXXXXXXXXX
Offset by Dedicated Revenues (N.J.A.C. 5:23-4.17)	XXXXXX	XXXXXXXXXX	XXXXXXXXXX	XXXXXXXXXX	XXXXXXXXXX	XXXXXXXXXX	XXXXXXXXXX
					-		-
					-		-
					-		-
					-		-
					-		-
					-		-
					-		-
					-		-
					-		-
					-		-
					-		-
					-		-
					-		-
					-		-
					-		-
					-		-
					-		-
					-		-
					-		-
					-		-

CURRENT FUND - APPROPRIATIONS

8. GENERAL APPROPRIATIONS	FCOA		Appropriated				Expended 2021	
(A) Operations - within "CAPS" - (continued)			for 2022	for 2021	for 2021 By Emergency Appropriation	Total for 2021 As Modified By All Transfers	Paid or Charged	Reserved
UNCLASSIFIED:	xxxxxx		xxxxxxxxxx	xxxxxxxxxx	xxxxxxxxxx	xxxxxxxxxx	xxxxxxxxxx	xxxxxxxxxx
Electric	31-430	2	26,000.00	25,000.00		25,000.00	21,874.96	3,125.04
Telephone	31-440	2	12,500.00	12,000.00		12,000.00	10,536.45	1,463.55
Gasoline	31-460	2	31,000.00	18,500.00		18,500.00	16,183.47	2,316.53
Gas	31-446	2	16,000.00	13,500.00		13,500.00	11,467.64	2,032.36
Street Lighting	31-435	2	65,000.00	65,000.00		65,000.00	53,960.40	11,039.60
Heating Oil	31-460	2	6,000.00	8,500.00		8,500.00	1,912.98	6,587.02
						-		-
Economic Development	30-411	2	2,000.00	2,000.00		2,000.00	-	2,000.00
						-		-
Salary Adjustments	30-425	1	5,000.00	5,000.00		-		-
						-		-
						-		-
						-		-
						-		-
						-		-
						-		-
						-		-
						-		-

CURRENT FUND - APPROPRIATIONS

8. GENERAL APPROPRIATIONS	FCOA		Appropriated				Expended 2021	
(A) Operations - within "CAPS" - (continued)			for 2022	for 2021	for 2021 By Emergency Appropriation	Total for 2021 As Modified By All Transfers	Paid or Charged	Reserved
UNCLASSIFIED:	XXXXXX		XXXXXXXXXX	XXXXXXXXXX	XXXXXXXXXX	XXXXXXXXXX	XXXXXXXXXX	XXXXXXXXXX
						-		-
						-		-
						-		-
						-		-
						-		-
						-		-
						-		-
						-		-
						-		-
						-		-
						-		-
						-		-
						-		-
						-		-
						-		-
Total Operations {Item 8(A)} within "CAPS"	34-199		1,881,750.00	1,862,850.00	-	1,862,850.00	1,604,250.15	208,599.85
B. Contingent	35-470	2			XXXXXXXXXX	-		-
Total Operations Including Contingent - within "CAPS"	34-201		1,881,750.00	1,862,850.00	-	1,862,850.00	1,604,250.15	208,599.85
Detail:			XXXXXXXXXX	XXXXXXXXXX	XXXXXXXXXX	XXXXXXXXXX	XXXXXXXXXX	XXXXXXXXXX
Salaries & Wages	34-201	1	565,850.00	593,350.00	-	587,350.00	543,362.12	28,987.88
Other Expenses (Including Contingent)	34-201	2	1,315,900.00	1,269,500.00	-	1,275,500.00	1,060,888.03	179,611.97

CURRENT FUND - APPROPRIATIONS

8. GENERAL APPROPRIATIONS	FCOA		Appropriated				Expended 2021	
			for 2022	for 2021	for 2021 By Emergency Appropriation	Total for 2021 As Modified By All Transfers	Paid or Charged	Reserved
(E) Deferred Charges and Statutory Expenditures - Municipal within "CAPS"	XXXXXX		XXXXXXXXXX	XXXXXXXXXX	XXXXXXXXXX	XXXXXXXXXX	XXXXXXXXXX	XXXXXXXXXX
(1) DEFERRED CHARGES	XXXXXX		XXXXXXXXXX	XXXXXXXXXX	XXXXXXXXXX	XXXXXXXXXX	XXXXXXXXXX	XXXXXXXXXX
Emergency Authorizations	46-870				XXXXXXXXXX	-		XXXXXXXXXX
					XXXXXXXXXX	-		XXXXXXXXXX
					XXXXXXXXXX	-		XXXXXXXXXX
					XXXXXXXXXX	-		XXXXXXXXXX
					XXXXXXXXXX	-		XXXXXXXXXX
					XXXXXXXXXX	-		XXXXXXXXXX
					XXXXXXXXXX	-		XXXXXXXXXX
					XXXXXXXXXX	-		XXXXXXXXXX
					XXXXXXXXXX	-		XXXXXXXXXX
					XXXXXXXXXX	-		XXXXXXXXXX
					XXXXXXXXXX	-		XXXXXXXXXX
					XXXXXXXXXX	-		XXXXXXXXXX
					XXXXXXXXXX	-		XXXXXXXXXX
					XXXXXXXXXX	-		XXXXXXXXXX
					XXXXXXXXXX	-		XXXXXXXXXX
					XXXXXXXXXX	-		XXXXXXXXXX
					XXXXXXXXXX	-		XXXXXXXXXX

CURRENT FUND - APPROPRIATIONS

8. GENERAL APPROPRIATIONS	FCOA	Appropriated				Expended 2021	
		for 2022	for 2021	for 2021 By Emergency Appropriation	Total for 2021 As Modified By All Transfers	Paid or Charged	Reserved
(E) Deferred Charges and Statutory Expenditures - Municipal within "CAPS"	XXXXXX	XXXXXXXXXX	XXXXXXXXXX	XXXXXXXXXX	XXXXXXXXXX	XXXXXXXXXX	XXXXXXXXXX
(1) DEFERRED CHARGES	XXXXXX	XXXXXXXXXX	XXXXXXXXXX	XXXXXXXXXX	XXXXXXXXXX	XXXXXXXXXX	XXXXXXXXXX
				XXXXXXXXXX	-		XXXXXXXXXX
				XXXXXXXXXX	-		XXXXXXXXXX
				XXXXXXXXXX	-		XXXXXXXXXX
				XXXXXXXXXX	-		XXXXXXXXXX
				XXXXXXXXXX	-		XXXXXXXXXX
				XXXXXXXXXX	-		XXXXXXXXXX
				XXXXXXXXXX	-		XXXXXXXXXX
				XXXXXXXXXX	-		XXXXXXXXXX
				XXXXXXXXXX	-		XXXXXXXXXX
				XXXXXXXXXX	-		XXXXXXXXXX
				XXXXXXXXXX	-		XXXXXXXXXX
				XXXXXXXXXX	-		XXXXXXXXXX
				XXXXXXXXXX	-		XXXXXXXXXX
				XXXXXXXXXX	-		XXXXXXXXXX
				XXXXXXXXXX	-		XXXXXXXXXX
				XXXXXXXXXX	-		XXXXXXXXXX

CURRENT FUND - APPROPRIATIONS

8. GENERAL APPROPRIATIONS	FCOA		Appropriated				Expended 2021	
			for 2022	for 2021	for 2021 By Emergency Appropriation	Total for 2021 As Modified By All Transfers	Paid or Charged	Reserved
(E) Deferred Charges and Statutory Expenditures - Municipal within "CAPS" - (continued)	XXXXXX		XXXXXXXXXX	XXXXXXXXXX	XXXXXXXXXX	XXXXXXXXXX	XXXXXXXXXX	XXXXXXXXXX
(2) STATUTORY EXPENDITURES:	XXXXXX		XXXXXXXXXX	XXXXXXXXXX	XXXXXXXXXX	XXXXXXXXXX	XXXXXXXXXX	XXXXXXXXXX
Contribution to:								
Public Employees' Retirement System	36-471		65,054.00	60,342.00		60,342.00	60,342.00	-
Social Security System (O.A.S.I.)	36-472		47,000.00	47,000.00		47,000.00	40,101.94	6,898.06
Consolidated Police & Fireman's Pension Fund	36-474					-		-
Police and Firemen's Retirement System of NJ	36-475					-		-
Unemployment Compensation Insurance (N.J.S.A. 43:21-3 et seq.)	23-225		18,000.00	18,000.00		18,000.00	1,081.89	6,918.11
						-		-
						-		-
						-		-
Defined Contribution Retirement Program (DCRP)	36-477					-		-
						-		-
Total Deferred Charges and Statutory Expenditures - Municipal within "CAPS"	34-209		130,054.00	125,342.00	-	125,342.00	101,525.83	13,816.17
(F) Judgments	37-480					-		XXXXXXXXXX
(G) Cash Deficit of Preceding Year	46-855					-		-
(H-1) Total General Appropriations for Municipal Purposes within "CAPS"	34-299		2,011,804.00	1,988,192.00	-	1,988,192.00	1,705,775.98	222,416.02

CURRENT FUND - APPROPRIATIONS

8. GENERAL APPROPRIATIONS (A) Operations - Excluded from "CAPS"	FCOA		Appropriated				Expended 2021	
			for 2022	for 2021	for 2021 By Emergency Appropriation	Total for 2021 As Modified By All Transfers	Paid or Charged	Reserved
						-		-
Emergency Service Volunteer Length of Service						-		-
Award Program	25-286	2	26,000.00	25,500.00		25,500.00	24,600.00	900.00
						-		-
						-		-
						-		-
						-		-
						-		-
						-		-
						-		-
						-		-
						-		-
						-		-
						-		-
						-		-
						-		-
						-		-
						-		-
						-		-
						-		-
						-		-

CURRENT FUND - APPROPRIATIONS

8. GENERAL APPROPRIATIONS	FCOA		Appropriated				Expended 2021	
(A) Operations - Excluded from "CAPS"			for 2022	for 2021	for 2021 By Emergency Appropriation	Total for 2021 As Modified By All Transfers	Paid or Charged	Reserved
						-		-
						-		-
						-		-
						-		-
						-		-
						-		-
						-		-
						-		-
						-		-
						-		-
						-		-
						-		-
						-		-
						-		-
						-		-
						-		-
						-		-
						-		-
						-		-
						-		-
Total Other Operations - Excluded from "CAPS"	34-300		26,000.00	25,500.00	-	25,500.00	24,600.00	900.00

CURRENT FUND - APPROPRIATIONS

8. GENERAL APPROPRIATIONS	FCOA	Appropriated				Expended 2021	
(A) Operations - Excluded from "CAPS"		for 2022	for 2021	for 2021 By Emergency Appropriation	Total for 2021 As Modified By All Transfers	Paid or Charged	Reserved
Uniform Construction Code	XXXXXX	XXXXXXXXXX	XXXXXXXXXX	XXXXXXXXXX	XXXXXXXXXX	XXXXXXXXXX	XXXXXXXXXX
Appropriations Offset by Increased Fee	XXXXXX	XXXXXXXXXX	XXXXXXXXXX	XXXXXXXXXX	XXXXXXXXXX	XXXXXXXXXX	XXXXXXXXXX
Revenues (N.J.A.C. 5:23-4.17)					-		-
					-		-
					-		-
					-		-
					-		-
					-		-
					-		-
					-		-
					-		-
					-		-
					-		-
					-		-
					-		-
					-		-
					-		-
					-		-
					-		-
Total Uniform Construction Code Appropriations	22-999	-	-	-	-	-	-

CURRENT FUND - APPROPRIATIONS

8. GENERAL APPROPRIATIONS (A) Operations - Excluded from "CAPS"	FCOA	Appropriated				Expended 2021	
		for 2022	for 2021	for 2021 By Emergency Appropriation	Total for 2021 As Modified By All Transfers	Paid or Charged	Reserved
Shared Service Agreements	XXXXXX	XXXXXXXXXX	XXXXXXXXXX	XXXXXXXXXX	XXXXXXXXXX	XXXXXXXXXX	XXXXXXXXXX
					-		-
					-		-
					-		-
					-		-
					-		-
					-		-
					-		-
					-		-
					-		-
					-		-
					-		-
					-		-
					-		-
					-		-
					-		-
					-		-

CURRENT FUND - APPROPRIATIONS

8. GENERAL APPROPRIATIONS	FCOA		Appropriated				Expended 2021	
			(A) Operations - Excluded from "CAPS"		for 2022	for 2021	for 2021 By Emergency Appropriation	Total for 2021 As Modified By All Transfers
Shared Service Agreements	XXXXXX		XXXXXXXXXX	XXXXXXXXXX	XXXXXXXXXX	XXXXXXXXXX	XXXXXXXXXX	XXXXXXXXXX
						-		-
						-		-
						-		-
						-		-
						-		-
						-		-
						-		-
						-		-
						-		-
						-		-
						-		-
						-		-
						-		-
						-		-
						-		-
						-		-
						-		-
						-		-
						-		-

CURRENT FUND - APPROPRIATIONS

8. GENERAL APPROPRIATIONS (A) Operations - Excluded from "CAPS"	FCOA		Appropriated				Expended 2021	
			for 2022	for 2021	for 2021 By Emergency Appropriation	Total for 2021 As Modified By All Transfers	Paid or Charged	Reserved
Shared Service Agreements	XXXXXX		XXXXXXXXXX	XXXXXXXXXX	XXXXXXXXXX	XXXXXXXXXX	XXXXXXXXXX	XXXXXXXXXX
						-		-
						-		-
						-		-
						-		-
						-		-
						-		-
						-		-
						-		-
						-		-
						-		-
						-		-
						-		-
						-		-
						-		-
						-		-
						-		-
						-		-
						-		-
Total Interlocal Municipal Service Agreements	42-999		-	-	-	-	-	-

CURRENT FUND - APPROPRIATIONS

8. GENERAL APPROPRIATIONS (A) Operations - Excluded from "CAPS"	FCOA		Appropriated				Expended 2021	
			for 2022	for 2021	for 2021 By Emergency Appropriation	Total for 2021 As Modified By All Transfers	Paid or Charged	Reserved
Additional Appropriations Offset by Revenues (N.J.S.A. 40A:4-45.3h)	XXXXXX		XXXXXXXXXX	XXXXXXXXXX	XXXXXXXXXX	XXXXXXXXXX	XXXXXXXXXX	XXXXXXXXXX
						-		-
						-		-
						-		-
						-		-
						-		-
						-		-
						-		-
						-		-
						-		-
						-		-
						-		-
						-		-
						-		-
						-		-
						-		-
						-		-
						-		-
						-		-
Total Additional Appropriations Offset by Revenues (N.J.S.A. 40A:4-45.3h)	34-303		-	-	-	-	-	-

CURRENT FUND - APPROPRIATIONS

8. GENERAL APPROPRIATIONS	FCOA		Appropriated				Expended 2021	
(A) Operations - Excluded from "CAPS"			for 2022	for 2021	for 2021 By Emergency Appropriation	Total for 2021 As Modified By All Transfers	Paid or Charged	Reserved
Public and Private Programs Offset by Revenues								
Matching Funds for Grants	41-899				-	-	-	
					-	-	-	
Small Cities - Match	41-857	2	11,000.00	11,000.00	11,000.00	6,450.00	4,550.00	
					-	-	-	
Recycling				5,879.16	5,879.16	5,879.16	-	
NJDOT - Buck/Elmer & Clark				212,980.00	212,980.00	212,980.00	-	
					-	-	-	
					-	-	-	
					-	-	-	
					-	-	-	
					-	-	-	
					-	-	-	
					-	-	-	
					-	-	-	
					-	-	-	
					-	-	-	

CURRENT FUND - APPROPRIATIONS

8. GENERAL APPROPRIATIONS (A) Operations - Excluded from "CAPS"	FCOA		Appropriated				Expended 2021	
			for 2022	for 2021	for 2021 By Emergency Appropriation	Total for 2021 As Modified By All Transfers	Paid or Charged	Reserved
Public and Private Programs Offset by Revenues								
						-	-	-
						-	-	-
						-	-	-
						-	-	-
						-	-	-
						-	-	-
						-	-	-
						-	-	-
						-	-	-
						-	-	-
						-	-	-
						-	-	-
						-	-	-
						-	-	-
						-	-	-
						-	-	-
						-	-	-

CURRENT FUND - APPROPRIATIONS

8. GENERAL APPROPRIATIONS	FCOA		Appropriated				Expended 2021	
(A) Operations - Excluded from "CAPS" (continued)			for 2022	for 2021	for 2021 By Emergency Appropriation	Total for 2021 As Modified By All Transfers	Paid or Charged	Reserved
Public and Private Programs Offset by Revenues (cont)	XXXXXX		XXXXXXXXXX	XXXXXXXXXX	XXXXXXXXXX	XXXXXXXXXX	XXXXXXXXXX	XXXXXXXXXX
						-	-	-
						-	-	-
						-	-	-
						-	-	-
						-	-	-
						-	-	-
						-	-	-
						-	-	-
						-	-	-
						-	-	-
						-	-	-
						-	-	-
						-	-	-
Total Public and Private Programs Offset by Revenues	40-999		11,000.00	229,859.16	-	229,859.16	225,309.16	4,550.00
Total Operations - Excluded from "CAPS"	34-305		37,000.00	255,359.16	-	255,359.16	249,909.16	5,450.00
Detail:								
Salaries & Wages	34-305	1	-	-	-	-	-	-
Other Expenses	34-305	2	37,000.00	36,500.00	-	36,500.00	31,050.00	5,450.00

CURRENT FUND - APPROPRIATIONS

8. GENERAL APPROPRIATIONS	FCOA		Appropriated				Expended 2021	
(C) Capital Improvements - Excluded from "CAPS"			for 2022	for 2021	for 2021 By Emergency Appropriation	Total for 2021 As Modified By All Transfers	Paid or Charged	Reserved
Down Payments on Improvements	44-902					-		-
Capital Improvement Fund	44-901		20,000.00	10,000.00	xxxxxxxxxx	10,000.00	10,000.00	-
						-		-
Fire Department Equipment - Turnout Gear	44-903		24,000.00	24,000.00		24,000.00	23,997.75	2.25
						-		-
						-		-
						-		-
						-		-
						-		-
						-		-
						-		-
						-		-
						-		-
						-		-
						-		-
						-		-
						-		-
						-		-
						-		-
						-		-
						-		-

CURRENT FUND - APPROPRIATIONS

8. GENERAL APPROPRIATIONS	FCOA		Appropriated				Expended 2021	
(C) Capital Improvements - Excluded from "CAPS"			for 2022	for 2021	for 2021 By Emergency Appropriation	Total for 2021 As Modified By All Transfers	Paid or Charged	Reserved
						-		-
						-		-
						-		-
						-		-
						-		-
						-		-
Public and Private Programs Offset by Revenues:	XXXXXX		XXXXXXXXXX	XXXXXXXXXX	XXXXXXXXXX	XXXXXXXXXX	XXXXXXXXXX	XXXXXXXXXX
New Jersey Transportation Trust Fund Authority Act	41-865					-		-
						-		-
						-		-
						-		-
						-		-
						-		-
						-		-
						-		-
						-		-
						-		-
						-		-
						-		-
						-		-
						-		-
Total Capital Improvements Excluded from "CAPS"	44-999		44,000.00	34,000.00	-	34,000.00	33,997.75	2.25

CURRENT FUND - APPROPRIATIONS

8. GENERAL APPROPRIATIONS (D) Municipal Debt Service - Excluded from "CAPS"	FCOA		Appropriated				Expended 2021	
			for 2022	for 2021	for 2021 By Emergency Appropriation	Total for 2021 As Modified By All Transfers	Paid or Charged	Reserved
Payment of Bond Principal	45-920		245,000.00	240,000.00		240,000.00	240,000.00	XXXXXXXXXX
Payment of Bond Anticipation Notes and Capital Notes	45-925		82,000.00	78,000.00		78,000.00	78,000.00	XXXXXXXXXX
Interest on Bonds	45-930		49,500.00	56,500.00		56,500.00	56,450.00	XXXXXXXXXX
Interest on Notes	45-935		9,000.00	13,000.00		13,000.00	12,190.04	XXXXXXXXXX
Green Trust Loan Program:	XXXXXX		XXXXXXXXXX	XXXXXXXXXX	XXXXXXXXXX	XXXXXXXXXX	XXXXXXXXXX	XXXXXXXXXX
						-		XXXXXXXXXX
						-		XXXXXXXXXX
						-		XXXXXXXXXX
						-		XXXXXXXXXX
						-		XXXXXXXXXX
						-		XXXXXXXXXX
						-		XXXXXXXXXX
						-		XXXXXXXXXX
						-		XXXXXXXXXX
						-		XXXXXXXXXX
						-		XXXXXXXXXX
						-		XXXXXXXXXX
						-		XXXXXXXXXX
						-		XXXXXXXXXX
						-		XXXXXXXXXX
						-		XXXXXXXXXX
						-		XXXXXXXXXX

CURRENT FUND - APPROPRIATIONS

8. GENERAL APPROPRIATIONS	FCOA		Appropriated				Expended 2021	
(D) Municipal Debt Service - Excluded from "CAPS" (cont.)			for 2022	for 2021	for 2021 By Emergency Appropriation	Total for 2021 As Modified By All Transfers	Paid or Charged	Reserved
						-		XXXXXXXXXX
						-		XXXXXXXXXX
						-		XXXXXXXXXX
						-		XXXXXXXXXX
						-		XXXXXXXXXX
						-		XXXXXXXXXX
						-		XXXXXXXXXX
						-		XXXXXXXXXX
						-		XXXXXXXXXX
						-		XXXXXXXXXX
						-		XXXXXXXXXX
						-		XXXXXXXXXX
						-		XXXXXXXXXX
						-		XXXXXXXXXX
						-		XXXXXXXXXX
						-		XXXXXXXXXX
						-		XXXXXXXXXX
						-		XXXXXXXXXX
						-		XXXXXXXXXX
						-		XXXXXXXXXX
						-		XXXXXXXXXX
Total Municipal Debt Service Excluded from "CAPS"	45-999		385,500.00	387,500.00	-	387,500.00	386,640.04	XXXXXXXXXX

CURRENT FUND - APPROPRIATIONS

8. GENERAL APPROPRIATIONS (E) Deferred Charges - Municipal - Excluded from "CAPS"	FCOA		Appropriated				Expended 2021	
			for 2022	for 2021	for 2021 By Emergency Appropriation	Total for 2021 As Modified By All Transfers	Paid or Charged	Reserved
(1) DEFERRED CHARGES:	XXXXXX		XXXXXXXXXX	XXXXXXXXXX	XXXXXXXXXX	XXXXXXXXXX	XXXXXXXXXX	XXXXXXXXXX
Emergency Authorizations	46-870				XXXXXXXXXX	-		XXXXXXXXXX
Special Emergency Authorization - 5 Years (N.J.S.A. 40A:4-55)	46-875				XXXXXXXXXX	-		XXXXXXXXXX
Special Emergency Authorization - 3 Years (N.J.S.A. 40A:4-55.1 &	46-871				XXXXXXXXXX	-		XXXXXXXXXX
					XXXXXXXXXX	-		XXXXXXXXXX
Deferred Charges to Future Taxation					XXXXXXXXXX	-		XXXXXXXXXX
Unfunded - Ord 2012-14	46-892		17,200.00	17,200.00	XXXXXXXXXX	17,200.00	17,200.00	XXXXXXXXXX
					XXXXXXXXXX	-		XXXXXXXXXX
					XXXXXXXXXX	-		XXXXXXXXXX
					XXXXXXXXXX	-		XXXXXXXXXX
					XXXXXXXXXX	-		XXXXXXXXXX
					XXXXXXXXXX	-		XXXXXXXXXX
					XXXXXXXXXX	-		XXXXXXXXXX
Total Deferred Charges - Municipal - Excluded from "CAPS"	46-999		17,200.00	17,200.00	XXXXXXXXXX	17,200.00	17,200.00	XXXXXXXXXX
(F) Judgments (N.J.S.A. 40A:4-45.3cc)	37-480					-		XXXXXXXXXX
(N) Transferred to Board of Education for Use of Local Schools (N.J.S.A.	29-405				XXXXXXXXXX	-		XXXXXXXXXX
					XXXXXXXXXX			XXXXXXXXXX
(G) With Prior Consent of Local Finance Board: Cash Deficit of Preceding Year	46-885				XXXXXXXXXX	-		XXXXXXXXXX
					XXXXXXXXXX			XXXXXXXXXX
(H-2) Total General Appropriations for Municipal Purposes Excluded from	34-309		483,700.00	694,059.16	-	694,059.16	687,746.95	5,452.25

CURRENT FUND - APPROPRIATIONS

8. GENERAL APPROPRIATIONS	FCOA		Appropriated				Expended 2021	
			for 2022	for 2021	for 2021 By Emergency Appropriation	Total for 2021 As Modified By All Transfers	Paid or Charged	Reserved
For Local District School Purposes - Excluded from "CAPS"	XXXXXX		XXXXXXXXXX	XXXXXXXXXX	XXXXXXXXXX	XXXXXXXXXX	XXXXXXXXXX	XXXXXXXXXX
(I) Type 1 District School Debt Service	XXXXXX		XXXXXXXXXX	XXXXXXXXXX	XXXXXXXXXX	XXXXXXXXXX	XXXXXXXXXX	XXXXXXXXXX
Payment of Bond Principal	48-920					-		XXXXXXXXXX
Payment of Bond Anticipation Notes	48-925					-		XXXXXXXXXX
Interest on Bonds	48-930					-		XXXXXXXXXX
Interest on Notes	48-935					-		XXXXXXXXXX
						-		XXXXXXXXXX
						-		XXXXXXXXXX
Total of Type 1 District School Debt Service - Excluded from	48-999		-	-	-	-	-	XXXXXXXXXX
(J) Deferred Charges and Statutory Expenditures - Local School -	XXXXXX		XXXXXXXXXX	XXXXXXXXXX	XXXXXXXXXX	XXXXXXXXXX	XXXXXXXXXX	XXXXXXXXXX
Emergency Authorizations - Schools	29-406				XXXXXXXXXX	-		XXXXXXXXXX
Capital Project for Land, Building or Equipment N.J.S.A. 18A:22-20	29-407					-		XXXXXXXXXX
Total Deferred Charges and Statutory Expenditures - Local School -	29-409		-	-	-	-	-	XXXXXXXXXX
(K) District School Purposes (Items (I) and (J) - Excluded from "CAPS"	29-410		-	-	-	-	-	XXXXXXXXXX
(O) Total General Appropriations - Excluded from "CAPS"	34-399		483,700.00	694,059.16	-	694,059.16	687,746.95	5,452.25
(L) Subtotal General Appropriations (Items (H-1) and (O))	34-400		2,495,504.00	2,682,251.16	-	2,682,251.16	2,393,522.93	227,868.27
(M) Reserve for Uncollected Taxes	50-899		671,392.61	718,602.31	XXXXXXXXXX	718,602.31	718,602.31	XXXXXXXXXX
9. Total General Appropriations	34-499		3,166,896.61	3,400,853.47	-	3,400,853.47	3,112,125.24	227,868.27

CURRENT FUND - APPROPRIATIONS

8. GENERAL APPROPRIATIONS Summary of Appropriations	FCOA	Appropriated				Expended 2021	
		for 2022	for 2021	for 2021 By Emergency Appropriation	Total for 2021 As Modified By All Transfers	Paid or Charged	Reserved
(H-1) Total General Appropriations for	34-299	2,011,804.00	1,988,192.00	-	1,988,192.00	1,705,775.98	222,416.02
Municipal Purposes within "CAPS"	XXXXXX						
(A) Operations - Excluded from "CAPS"	XXXXXX	XXXXXXXXXX	XXXXXXXXXX	XXXXXXXXXX	XXXXXXXXXX	XXXXXXXXXX	XXXXXXXXXX
Other Operations	34-300	26,000.00	25,500.00	-	25,500.00	24,600.00	900.00
Uniform Construction Code	22-999	-	-	-	-	-	-
Shared Service Agreements	42-999	-	-	-	-	-	-
Additional Appropriations Offset by Revenues	34-303	-	-	-	-	-	-
Public & Private Programs Offset by Revenues	40-999	11,000.00	229,859.16	-	229,859.16	225,309.16	4,550.00
Total Operations Excluded from "CAPS"	34-305	37,000.00	255,359.16	-	255,359.16	249,909.16	5,450.00
(C) Capital Improvements	44-999	44,000.00	34,000.00	-	34,000.00	33,997.75	2.25
(D) Municipal Debt Service	45-999	385,500.00	387,500.00	-	387,500.00	386,640.04	XXXXXXXXXX
(E) Total Deferred Charges (Sheet 28)	46-999	17,200.00	17,200.00	XXXXXXXXXX	17,200.00	17,200.00	XXXXXXXXXX
(F) Judgments (Sheet 28)	37-480	-	-	-	-	-	XXXXXXXXXX
(G) Cash Deficit - With Prior Consent of Local Finance Board	46-885	-	-	XXXXXXXXXX	-	-	XXXXXXXXXX
(K) Local District School Purposes	29-410	-	-	-	-	-	XXXXXXXXXX
(N) Transferred to Board of Education	29-405	-	-	XXXXXXXXXX	-	-	XXXXXXXXXX
(M) Reserve for Uncollected Taxes	50-899	671,392.61	718,602.31	XXXXXXXXXX	718,602.31	718,602.31	XXXXXXXXXX
Total General Appropriations	34-499	3,166,896.61	3,400,853.47	-	3,400,853.47	3,112,125.24	227,868.27

DEDICATED UTILITY BUDGET

10. DEDICATED REVENUES FROM UTILITY	FCOA	Anticipated		Realized in
		2022	2021	Cash in 2021
Operating Surplus Anticipated	08-501			
Operating Surplus Anticipated with Prior Written Consent of Director of Local Government Services	08-502			
Total Operating Surplus Anticipated	08-500	-	-	-
Rents	08-503			
Miscellaneous	08-505			
Special Items of General Revenues Anticipated with Prior Written Consent of Director of Local Government Services	XXXXXX	XXXXXXXXXX	XXXXXXXXXX	XXXXXXXXXX
Deficit (General Budget)	08-549			
Total Utility Revenues	08-599	-	-	-

DEDICATED UTILITY BUDGET - (continued)

11. APPROPRIATIONS FOR UTILITY	FCOA	Appropriated				Expended 2021	
		for 2022	for 2021	for 2021 By Emergency Appropriation	Total for 2021 As Modified By All Transfers	Paid or Charged	Reserved
Operating:	XXXXXX	XXXXXXXXXX	XXXXXXXXXX	XXXXXXXXXX	XXXXXXXXXX	XXXXXXXXXX	XXXXXXXXXX
Salaries & Wages	55-501				-		-
Other Expenses	55-502				-		-
					-		-
					-		-
					-		-
					-		-
					-		-
					-		-
					-		-
					-		-
					-		-
					-		-
					-		-
					-		-
					-		-
					-		-
					-		-
					-		-
					-		-

DEDICATED UTILITY BUDGET - (continued)

11. APPROPRIATIONS FOR UTILITY	FCOA	Appropriated				Expended 2021	
		for 2022	for 2021	for 2021 By Emergency Appropriation	Total for 2021 As Modified By All Transfers	Paid or Charged	Reserved
Operating:	XXXXXX	XXXXXXXXXX	XXXXXXXXXX	XXXXXXXXXX	XXXXXXXXXX	XXXXXXXXXX	XXXXXXXXXX
Salaries & Wages	55-501				-		-
Other Expenses	55-502				-		-
					-		-
					-		-
					-		-
Capital Improvements:	XXXXXX	XXXXXXXXXX	XXXXXXXXXX	XXXXXXXXXX	XXXXXXXXXX	XXXXXXXXXX	XXXXXXXXXX
Down Payments on Improvements	55-510				-		-
Capital Improvement Fund	55-511			XXXXXXXXXX	-		-
Capital Outlay	55-512				-		-
					-		-
					-		-
Debt Service:	XXXXXX	XXXXXXXXXX	XXXXXXXXXX	XXXXXXXXXX	XXXXXXXXXX	XXXXXXXXXX	XXXXXXXXXX
Payment on Bond Principal	55-520				-		XXXXXXXXXX
Payment on Bond Anticipation Notes & Capital Notes	55-521				-		XXXXXXXXXX
Interest on Bonds	55-522				-		XXXXXXXXXX
Interest on Notes	55-523				-		XXXXXXXXXX
					-		XXXXXXXXXX
					-		XXXXXXXXXX
					-		XXXXXXXXXX

DEDICATED UTILITY BUDGET - (continued)

11. APPROPRIATIONS FOR UTILITY	FCOA	Appropriated				Expended 2021	
		for 2022	for 2021	for 2021 By Emergency Appropriation	Total for 2021 As Modified By All Transfers	Paid or Charged	Reserved
Deferred Charges and Statutory Expenditures:	XXXXXX	XXXXXXXXXX	XXXXXXXXXX	XXXXXXXXXX	XXXXXXXXXX	XXXXXXXXXX	XXXXXXXXXX
DEFERRED CHARGES:	XXXXXX	XXXXXXXXXX	XXXXXXXXXX	XXXXXXXXXX	XXXXXXXXXX	XXXXXXXXXX	XXXXXXXXXX
Emergency Authorizations	55-530			XXXXXXXXXX	-		XXXXXXXXXX
				XXXXXXXXXX	-		XXXXXXXXXX
				XXXXXXXXXX	-		XXXXXXXXXX
				XXXXXXXXXX	-		XXXXXXXXXX
				XXXXXXXXXX	-		XXXXXXXXXX
STATUTORY EXPENDITURES:	XXXXXX	XXXXXXXXXX	XXXXXXXXXX	XXXXXXXXXX	XXXXXXXXXX	XXXXXXXXXX	XXXXXXXXXX
Contribution To:							
Public Employee's Retirement System	55-540				-		-
Social Security System (O.A.S.I.)	55-541				-		-
Unemployment Compensation Insurance (N.J.S.A. 43:21-3 et. Seq.)	55-542				-		-
					-		-
					-		-
					-		-
Judgements	55-531				-		XXXXXXXXXX
Deficit in Operations in Prior Years	55-532			XXXXXXXXXX	-		XXXXXXXXXX
Surplus (General Budget)	55-545			XXXXXXXXXX	-		XXXXXXXXXX
TOTAL UTILITY APPROPRIATIONS	55-599	-	-	-	-	-	-

DEDICATED ASSESSMENT BUDGET

14. DEDICATED REVENUES FROM	FCOA	Anticipated		Realized in Cash in 2021
		2022	2021	
Assessment Cash	51-101			
Deficit (General Budget)	51-885			
Total Assessment Revenues	51-899	-	-	-
15. APPROPRIATIONS FOR ASSESSMENT DEBT		Appropriated		Expended 2021 Paid or Charged
		2022	2021	
Payment of Bond Principal	51-920			
Payment of Bond Anticipation Notes	51-925			
Total Assessment Appropriations	51-999	-	-	-

DEDICATED ASSESSMENT BUDGET UTILITY

14. DEDICATED REVENUES FROM	FCOA	Anticipated		Realized in Cash in 2021
		2022	2021	
Assessment Cash	52-101			
Deficit (Utility Budget)	52-885			
Total Utility Assessment Revenues	52-899	-	-	-
15. APPROPRIATIONS FOR ASSESSMENT DEBT		Appropriated		Expended 2021 Paid or Charged
		2022	2021	
Payment of Bond Principal	52-920			
Payment of Bond Anticipation Notes	52-925			
Total Utility Assessment Appropriations	52-999	-	-	-

DEDICATED ASSESSMENT BUDGET UTILITY

14. DEDICATED REVENUES FROM	FCOA	Anticipated		Realized in Cash in 2021
		2022	2021	
Assessment Cash	53-101			
Deficit (Utility Budget)	53-885			
Total Utility Assessment Revenues	53-899	-	-	-
15. APPROPRIATIONS FOR ASSESSMENT DEBT		Appropriated		Expended 2021 Paid or Charged
		2022	2021	
Payment of Bond Principal	53-920			
Payment of Bond Anticipation Notes	53-925			
Total Utility Assessment Appropriations	53-999	-	-	-

Dedication by Rider - (N.J.S.A. 40A: 4-39) dedicated revenues anticipated during the year 2022 from Animal Control State or Federal Aid for Maintenance of Libraries Bequest, Escheat; Construction Code Fees Due Hackensak Meadowlands Development Commission; Outside Employment of Off-Duty Municipal Police Officers; Unemployment Compensation Insurance; Reimbursement of Sale of Gasoline to State Automobiles; State Training Fees - Uniform Construction Code Act; Older Americans Act - Program Contributions; Municipal Alliance on Alcoholism and Drug Abuse - Program Income: _____

are hereby anticipated as revenue and are hereby appropriated for the purpose to which said revenue is dedicated by statute or other legal requirement."

APPENDIX TO BUDGET STATEMENT

COMPARATIVE STATEMENT OF CURRENT FUND OPERATIONS AND CHANGE IN CURRENT SURPLUS

CURRENT FUND BALANCE SHEET - DECEMBER 31, 2021

ASSETS		
Cash and Investments	1110100	
Due from State of N.J.(c. 20, P.L. 1961)	1111000	
Federal and State Grants Receivable	1110200	
Receivables with Offsetting Reserves:	XXXXXX	XXXXXXXX
Taxes Receivable	1110300	
Tax Title Lien Receivable	1110400	
Property Acquired by Tax Title Lien Liquidation	1110500	
Other Receivables	1110600	
Deferred Charges Required to be in 2022 Budget	1110700	-
Deferred Charges Required to be in Budgets Subsequent to 2022	1110800	-
Total Assets	1110900	-

LIABILITIES, RESERVES AND SURPLUS

*Cash Liabilities	2110100	
Reserves for Receivables	2110200	
Surplus	2110300	-
Total Liabilities, Reserves and Surplus	XXXXXX	-

School Tax Levy Unpaid	2220170	
Less: School Tax Deferred	2220200	
*Balance Included in Above "Cash Liabilities"	2220300	-

		YEAR 2021	YEAR 2020
Surplus Balance, January 1	2310100	-	
CURRENT REVENUE ON A CASH BASIS:	XXXXXX	XXXXXXXX	XXXXXXXX
Current Taxes:*(Percentage Collected 2021: 0%, 2020: 0%)	2310200		
Delinquent Taxes	2310300		
Other Revenues and Additions to Income	2310400		
Total Funds	2310500	-	-
EXPENDITURES AND TAX REQUIREMENTS:	XXXXXX	XXXXXXXX	XXXXXXXX
Municipal Appropriations	2310600		
School Taxes (Including Local and Regional)	2310700		
County Taxes (Including Added Tax Amounts)	2310800		
Special District Taxes	2310900		
Other Expenditures and Deductions from Income	2311000		
Total Expenditures and Tax Requirements	2311100	-	-
Less: Expenditures to be Raised by Future Taxes	2311200	-	
Total Adjusted Expenditures and Tax Requirements	2311300	-	-
Surplus Balance, December 31	2311400	-	-

*Nearest even percentage may be used

Proposed Use of Current Fund Surplus in 2022 Budget

Surplus Balance, December 31	2311500	-
Current Surplus Anticipated in 2022 Budget	2311600	403,780.00
Surplus Balance Remaining	2311700	(403,780.00)

(Important: This appendix must be included in advertisement of Budget.)

2022
CAPITAL BUDGET AND CAPITAL IMPROVEMENT PROGRAM

This section is included with the Annual Budget pursuant to N.J.A.C. 5:30-4. It does not in itself confer any authorization to raise or expend funds. Rather it is a document used as part of the local unit's planning and management program. Specific authorization to expend funds for purposes described in this section must be granted elsewhere, by a separate bond ordinance, by inclusion of a line item in the Capital Improvement Section of this budget, by an ordinance taking the money from the Capital Improvement Fund, or other lawful means.

CAPITAL BUDGET

- A plan for all capital expenditures for the current fiscal year.
- If no Capital Budget is included, check the reason why:


- Total capital expenditures this year do not exceed \$25,000, including appropriations for Capital Improvement Fund, Capital Line items and Down Payments on Improvements.
- No bond ordinances are planned this year.

CAPITAL IMPROVEMENT PROGRAM

- A multi-year list of planned capital projects, including the current year.
- Check appropriate box for number of years covered, including current year:

- 3 years. (Population under 10,000)
- 6 years. (Over 10,000 and all county governments)
- years exceeding minimum time period.
- Check if municipality is under 10,000, has not expended more than \$25,000 annually for capital purposes in immediately previous three years, and is not adopting CIP.

**TOWNSHIP OF FAIRFIELD
NARRATIVE FOR CAPITAL IMPROVEMENT PROGRAM**



CAPITAL BUDGET (Current Year Action) 2022

Local Unit

TOWNSHIP OF FAIRFIELD

1 PROJECT TITLE	2 PROJECT NUMBER	3 ESTIMATED TOTAL COST	4 AMOUNTS RESERVED IN PRIOR YEARS	PLANNED FUNDING SERVICES FOR CURRENT YEAR - 2022					6 TO BE FUNDED IN FUTURE YEARS
				5a 2022 Budget Appropriations	5b Capital Improvement Fund	5c Capital Surplus	5d Grants in Aid and Other Funds	5e Debt Authorized	
		-							
		-							
		-							
		-							
		-							
		-							
		-							
		-							
		-							
		-							
		-							
		-							
		-							
		-							
		-							
		-							
		-							
		-							
TOTAL - THIS PAGE	XXXXX	-	-	-	-	-	-	-	-

CAPITAL BUDGET (Current Year Action) 2022

Local Unit

TOWNSHIP OF FAIRFIELD

1 PROJECT TITLE	2 PROJECT NUMBER	3 ESTIMATED TOTAL COST	4 AMOUNTS RESERVED IN PRIOR YEARS	PLANNED FUNDING SERVICES FOR CURRENT YEAR - 2022					6 TO BE FUNDED IN FUTURE YEARS
				5a 2022 Budget Appropriations	5b Capital Improvement Fund	5c Capital Surplus	5d Grants in Aid and Other Funds	5e Debt Authorized	
		-							
		-							
		-							
		-							
		-							
		-							
		-							
		-							
		-							
		-							
		-							
		-							
		-							
		-							
		-							
		-							
		-							
		-							
		-							
TOTAL - THIS PAGE	XXXXX	-	-	-	-	-	-	-	-

CAPITAL BUDGET (Current Year Action) 2022

Local Unit

TOWNSHIP OF FAIRFIELD

1 PROJECT TITLE	2 PROJECT NUMBER	3 ESTIMATED TOTAL COST	4 AMOUNTS RESERVED IN PRIOR YEARS	PLANNED FUNDING SERVICES FOR CURRENT YEAR - 2022					6 TO BE FUNDED IN FUTURE YEARS
				5a 2022 Budget Appropriations	5b Capital Improvement Fund	5c Capital Surplus	5d Grants in Aid and Other Funds	5e Debt Authorized	
		-							
		-							
		-							
		-							
		-							
		-							
		-							
		-							
		-							
		-							
		-							
		-							
		-							
		-							
		-							
		-							
		-							
		-							
		-							
TOTAL - ALL PROJECTS	XXXXX	-	-	-	-	-	-	-	-

6 YEAR CAPITAL PROGRAM - 2022 to 2027
ANTICIPATED PROJECT SCHEDULE AND FUNDING REQUIREMENTS

Local Unit

TOWNSHIP OF FAIRFIELD

1 PROJECT TITLE	2 PROJECT NUMBER	3 ESTIMATED TOTAL COST	4 Estimated Completion Time	FUNDING AMOUNTS PER BUDGET YEAR					
				5a 2022	5b 2023	5c 2024	5d 2025	5e 2026	5f 2027
		-							
		-							
		-							
		-							
		-							
		-							
		-							
		-							
		-							
		-							
		-							
		-							
		-							
		-							
		-							
		-							
		-							
		-							
		-							
		-							
TOTAL - THIS PAGE	XXXXX	-	XXXXXXXXXX	-	-	-	-	-	-

**6 YEAR CAPITAL PROGRAM - 2022 to 2027
ANTICIPATED PROJECT SCHEDULE AND FUNDING REQUIREMENTS**

Local Unit

TOWNSHIP OF FAIRFIELD

1 PROJECT TITLE	2 PROJECT NUMBER	3 ESTIMATED TOTAL COST	4 Estimated Completion Time	FUNDING AMOUNTS PER BUDGET YEAR					
				5a 2022	5b 2023	5c 2024	5d 2025	5e 2026	5f 2027
		-							
		-							
		-							
		-							
		-							
		-							
		-							
		-							
		-							
		-							
		-							
		-							
		-							
		-							
		-							
		-							
		-							
		-							
		-							
		-							
TOTAL - THIS PAGE	XXXXX	-	XXXXXXXXXX	-	-	-	-	-	-

6 YEAR CAPITAL PROGRAM - 2022 to 2027
ANTICIPATED PROJECT SCHEDULE AND FUNDING REQUIREMENTS

Local Unit

TOWNSHIP OF FAIRFIELD

1 PROJECT TITLE	2 PROJECT NUMBER	3 ESTIMATED TOTAL COST	4 Estimated Completion Time	FUNDING AMOUNTS PER BUDGET YEAR					
				5a 2022	5b 2023	5c 2024	5d 2025	5e 2026	5f 2027
		-							
		-							
		-							
		-							
		-							
		-							
		-							
		-							
		-							
		-							
		-							
		-							
		-							
		-							
		-							
		-							
		-							
		-							
TOTAL - ALL PROJECTS	XXXXX	-	XXXXXXXXXX	-	-	-	-	-	-

**6 YEAR CAPITAL PROGRAM - 2022 to 2027
SUMMARY OF ANTICIPATED FUNDING SOURCES AND AMOUNTS**

Local Unit TOWNSHIP OF FAIRFIELD

1 Project Title	2 Estimated Total Costs	BUDGET APPROPRIATIONS		4 Capital Improvement Fund	5 Capital Surplus	6 Grants - in - Aid and Other Funds	BONDS AND NOTES		
		3a Current Year 2022	3b Future Years				7a General	7b Self Liquidating	7c Assessment
	-			-					
	-			-					
	-			-					
	-			-					
	-			-					
	-			-					
	-			-					
	-			-					
	-			-					
	-			-					
	-			-					
	-			-					
	-			-					
	-			-					
	-			-					
	-			-					
	-			-					
	-			-					
	-			-					
	-			-					
TOTAL - THIS PAGE	-	-	-	-	-	-	-	-	-

**6 YEAR CAPITAL PROGRAM - 2022 to 2027
SUMMARY OF ANTICIPATED FUNDING SOURCES AND AMOUNTS**

Local Unit TOWNSHIP OF FAIRF

1 Project Title	2 Estimated Total Costs	BUDGET APPROPRIATIONS		4 Capital Improvement Fund	5 Capital Surplus	6 Grants - in - Aid and Other Funds	BONDS AND NOTES		
		3a Current Year 2022	3b Future Years				7a General	7b Self Liquidating	7c Assessment
	-			-					
	-			-					
	-			-					
	-			-					
	-			-					
	-			-					
	-			-					
	-			-					
	-			-					
	-			-					
	-			-					
	-			-					
	-			-					
	-			-					
	-			-					
	-			-					
	-			-					
	-			-					
	-			-					
	-			-					
TOTAL - ALL PROJECTS	-	-	-	-	-	-	-	-	-

SECTION 2 - UPON ADOPTION, FOR YEAR 2022

RESOLUTION No. 79-2022

Be it Resolved by the COMMITTEEPERSONS of the FAIRFIELD, County of CUMBERLAND TOWNSHIP that the budget hereinbefore set forth is hereby adopted and shall constitute an appropriation for the purposes stated of the sums therein set forth as appropriations, and authorization of the amount of:

- (a) \$ 1,392,907.61 (Item 2 below) for municipal purposes, and
- (b) \$ - (Item 3 below) for school purposes in Type I School Districts only (N.J.S.A. 18A:9-2) to be raised by taxation and,
- (c) \$ - (Item 4 below) to be added to the certificate of amount to be raised by taxation for local school purposes in Type II School Districts only (N.J.S.A. 18A:9-3) and certification to the County Board of Taxation of the following summary of general revenues and appropriations.
- (d) \$ - (Sheet 43) Open Space, Recreation, Farmland and Historic Preservation Trust Fund Levy
- (e) \$ - (Sheet 44) Arts and Culture Trust Fund Levy
- (f) \$ - (Item 5 Below) Minimum Library Tax

RECORDED VOTE
(Insert last name)

	Ayes	Nays	
Byrd, Sr. Gonzalez PIERCE		NONE	Abstained NONE
			Absent Boteman Clark, Jr.

SUMMARY OF REVENUES

1. General Revenues			
Surplus Anticipated	08-100	\$	403,780.00
Miscellaneous Revenues Anticipated	13-099	\$	820,209.00
Receipts from Delinquent Taxes	15-499	\$	550,000.00
2. AMOUNT TO BE RAISED BY TAXATION FOR MUNICIPAL PURPOSED (Item 6(a), Sheet 11)	07-190	\$	1,392,907.61
3. AMOUNT TO BE RAISED BY TAXATION FOR SCHOOLS IN TYPE I SCHOOL DISTRICTS ONLY:			
Item 6, Sheet 42	07-195	\$	-
Item 6(b), Sheet 11 (N.J.S.A. 40A:4-14)	07-191	\$	-
TOTAL AMOUNT TO BE RAISED BY TAXATION FOR SCHOOLS IN TYPE I SCHOOL DISTRICTS ONLY		\$	-
4. To Be Added TO THE CERTIFICATE FOR THE AMOUNT TO BE RAISED BY TAXATION FOR SCHOOLS IN TYPE II SCHOOL DISTRICTS ONLY:			
Item 6(b), Sheet 11 (N.J.S.A. 40A:4-14)	07-191		
5. AMOUNT TO BE RAISED BY TAXATION MINIMUM LIBRARY TAX	07-192	\$	-
Total Revenues	13-299	\$	3,166,896.61

SUMMARY OF APPROPRIATIONS

5. GENERAL APPROPRIATIONS:	XXXXXX	XXXXXXXXXXXXXX
Within "CAPS"	XXXXXX	XXXXXXXXXXXXXX
(a & b) Operations Including Contingent	34-201	\$ 1,881,750.00
(e) Deferred Charges and Statutory Expenditures - Municipal	34-209	\$ 130,054.00
(g) Cash Deficit	46-885	\$ -
Excluded from "CAPS"	XXXXXX	XXXXXXXXXXXXXX
(a) Operations - Total Operations Excluded from "CAPS"	34-305	\$ 37,000.00
(c) Capital Improvements	44-999	\$ 44,000.00
(d) Municipal Debt Service	45-999	\$ 385,500.00
(e) Deferred Charges - Municipal	46-999	\$ 17,200.00
(f) Judgments	37-480	\$ -
(n) Transferred to Board of Education for Use of Local Schools (N.J.S.A. 40:48-17.1 & 17.3)	29-405	\$ -
(g) Cash Deficit	46-885	\$ -
(k) For Local District School Purposes	29-410	\$ -
(m) Reserve for Uncollected Taxes	50-899	\$ 671,392.61
6. SCHOOL APPROPRIATIONS - TYPE I SCHOOL DISTRICT ONLY (N.J.S.A. 40A:4-13)	07-195	
Total Appropriations	34-499	\$ 3,166,896.61

It is hereby certified that the within budget is a true copy of the budget finally adopted by resolution of the Governing Body on the 20th day of April, 2022. It is further certified that each item of revenue and appropriation is set forth in the same amount and by the same title as appeared in the 2022 approved budget and all amendments thereto, if any, which have been previously approved by the Director of Local Government Services.

Certified by me this 20th day of April, 2022, [Signature], Clerk
Signature

TOWNSHIP OF FAIRFIELD

OPEN SPACE, RECREATION, FARMLAND AND HISTORIC PRESERVATION TRUST FUND


DEDICATED REVENUES FROM TRUST FUND	FCOA	Anticipated		Realized in Cash in 2021	APPROPRIATIONS	FCOA	Appropriated		Expended 2021	
		2022	2021				for 2022	for 2021	Paid or Charged	Reserved
Amount to be Raised By Taxation	54-190				Development of Lands for Recreation and Conservation:		XXXXXXXXXX	XXXXXXXXXX	XXXXXXXXXX	XXXXXXXXXX
					Salaries & Wages	54-385-1				-
Interest Income	54-113				Other Expenses	54-385-2				-
					Maintenance of Lands for Recreation and Conservation:		XXXXXXXXXX	XXXXXXXXXX	XXXXXXXXXX	XXXXXXXXXX
Reserve Funds:	54-101				Salaries & Wages	54-375-1				-
					Other Expenses	54-372-2				-
					Historic Preservation:		XXXXXXXXXX	XXXXXXXXXX	XXXXXXXXXX	XXXXXXXXXX
					Salaries & Wages	54-176-1				-
					Other Expenses	54-176-2				-
										-
					Acquisition of Lands for Recreation and Conservation	54-915-2				-
Total Trust Fund Revenues:	54-299	-	-	-	Acquisition of Farmland	54-916-2				-
Summary of Program					Down Payments on Improvements	54-902-2				-
Year Referendum Passed/Implemented:				(Date)	Debt Service:		XXXXXXXXXX	XXXXXXXXXX	XXXXXXXXXX	XXXXXXXXXX
Rate Assessed:	\$				Payment of Bond Principal	54-920-2				XXXXXXXXXX
Total Tax Collected to date:	\$				Payment of Bond Anticipation Notes and Capital Notes	54-925-2				XXXXXXXXXX
Total Expended to date:	\$				Interest on Bonds	54-930-2				XXXXXXXXXX
Total Acreage Preserved to date:				(Acres)	Interest on Notes	54-935-2				XXXXXXXXXX
Recreation land preserved in 2021:				(Acres)	Reserve for Future Use	54-950-2				-
Farmland preserved in 2021:				(Acres)	Total Trust Fund Appropriations:	54-499	-	-	-	-

**Annual List of Change Orders Approved
Pursuant to N.J.A.C. 5:30-11**

Contracting Unit: TOWNSHIP OF FAIRFIELD

Year Ending: December 31, 2021


The following is a complete list of all change orders which caused the originally awarded contract price to be exceeded by more than 20 percent. For regulatory details please consult N.J.A.C. 5:30-11.1 et seq. Please identify each change order by name of the project.



For each change order listed above, submit with introduced budget a copy of the governing body resolution authorizing the change order and an Affidavit of Publication for the newspaper notice required by N.J.A.C. 5:30-11.9(d). (Affidavit must include a copy of the newspaper notice.)

If you have not had a change order exceeding the 20 percent threshold for the year indicated above, please check here and certify below.

March 16, 2022
Date


Clerk of the Governing Body